

# INSIGNIA PRICE GUIDE

2012 Model Year – Recommended prices and specification for the Republic of Ireland



Wir leben Autos.



# Insignia saloon/hatchback prices

## 4-DOOR SALOON

Model	Tax* band	RRP** (€)
<b>INSIGNIA S</b>		
1.4i 16v Turbo S/S	B	<b>25495</b>
2.0CDTi 16v (130PS) ecoFLEX S/S A	A	<b>27880</b>
2.0CDTi 16v (130PS) auto	C	<b>30880</b>
<b>INSIGNIA SC</b>		
1.4i 16v Turbo S/S	B	<b>27295</b>
2.0CDTi 16v (130PS) ecoFLEX S/S A	A	<b>29680</b>
2.0CDTi 16v (130PS) auto	C	<b>32680</b>
2.0CDTi 16v (160PS) ecoFLEX S/S A	A	<b>30180</b>
2.0CDTi 16v (160PS) auto	C	<b>33180</b>
2.0CDTi 16v (160PS) 4X4 S/S	C	<b>33180</b>
<b>INSIGNIA SRi</b>		
1.4i 16v Turbo S/S	B	<b>28995</b>
2.0CDTi 16v (130PS) ecoFLEX S/S A	A	<b>31380</b>
2.0CDTi 16v (130PS) auto	C	<b>34380</b>
2.0CDTi 16v (160PS) ecoFLEX S/S A	A	<b>31880</b>
2.0CDTi 16v (160PS) auto	C	<b>34880</b>
2.0CDTi 16v (160PS) 4X4 S/S	C	<b>34880</b>
<b>INSIGNIA SRi LIMITED EDITION</b>		
1.4i 16v Turbo S/S	B	<b>30495</b>
2.0CDTi 16v (130PS) ecoFLEX S/S A	A	<b>32880</b>
2.0CDTi 16v (130PS) auto	C	<b>35880</b>
2.0CDTi 16v (160PS) ecoFLEX S/S A	A	<b>33380</b>
2.0CDTi 16v (160PS) auto	C	<b>36380</b>
2.0CDTi 16v (160PS) 4X4 S/S	C	<b>36380</b>

## 4-DOOR SALOON

Model	Tax* band	RRP** (€)
<b>INSIGNIA SE</b>		
1.4i 16v Turbo S/S	B	<b>28995</b>
2.0CDTi 16v (130PS) ecoFLEX S/S A	A	<b>31380</b>
2.0CDTi 16v (130PS) auto	C	<b>34380</b>
2.0CDTi 16v (160PS) ecoFLEX S/S A	A	<b>31880</b>
2.0CDTi 16v (160PS) auto	C	<b>34880</b>
2.0CDTi 16v (160PS) 4X4 S/S	C	<b>34880</b>
<b>INSIGNIA ELITE</b>		
1.4i 16v Turbo S/S	B	<b>31495</b>
2.0CDTi 16v (160PS) ecoFLEX S/S A	A	<b>34380</b>
2.0CDTi 16v (160PS) auto	C	<b>37380</b>
2.0CDTi 16v (160PS) 4X4 S/S	C	<b>37380</b>
<b>INSIGNIA OPC</b>		
2.8i V6 24v Turbo 4X4 (325PS)	G	<b>54380</b>

## 5-DOOR HATCHBACK

Model	Tax* band	RRP** (€)
<b>INSIGNIA S</b>		
1.4i 16v Turbo S/S	B	<b>25895</b>
2.0CDTi 16v (130PS) ecoFLEX S/S A	A	<b>28280</b>
2.0CDTi 16v (130PS) auto	C	<b>31280</b>
<b>INSIGNIA SC</b>		
1.4i 16v Turbo S/S	B	<b>27695</b>
2.0CDTi 16v (130PS) ecoFLEX S/S A	A	<b>30080</b>
2.0CDTi 16v (130PS) auto	C	<b>33080</b>
2.0CDTi 16v (160PS) ecoFLEX S/S A	A	<b>30580</b>
2.0CDTi 16v (160PS) auto	C	<b>33580</b>
2.0CDTi 16v (160PS) 4X4 S/S	C	<b>33580</b>
<b>INSIGNIA SRi</b>		
1.4i 16v Turbo S/S	B	<b>29395</b>
2.0CDTi 16v (130PS) ecoFLEX S/S A	A	<b>31780</b>
2.0CDTi 16v (130PS) auto	C	<b>34780</b>
2.0CDTi 16v (160PS) ecoFLEX S/S A	A	<b>32280</b>
2.0CDTi 16v (160PS) auto	C	<b>35280</b>
2.0CDTi 16v (160PS) 4X4 S/S	C	<b>35280</b>
<b>INSIGNIA SRi LIMITED EDITION</b>		
1.4i 16v Turbo S/S	B	<b>30895</b>
2.0CDTi 16v (130PS) ecoFLEX S/S A	A	<b>33280</b>
2.0CDTi 16v (130PS) auto	C	<b>36280</b>
2.0CDTi 16v (160PS) ecoFLEX S/S A	A	<b>33780</b>
2.0CDTi 16v (160PS) auto	C	<b>36780</b>
2.0CDTi 16v (160PS) 4X4 S/S	C	<b>36780</b>

## 5-DOOR HATCHBACK

Model	Tax* band	RRP** (€)
<b>INSIGNIA SE</b>		
1.4i 16v Turbo S/S	B	<b>29395</b>
2.0CDTi 16v (130PS) ecoFLEX S/S A	A	<b>31780</b>
2.0CDTi 16v (130PS) auto	C	<b>34780</b>
2.0CDTi 16v (160PS) ecoFLEX S/S A	A	<b>32280</b>
2.0CDTi 16v (160PS) auto	C	<b>35280</b>
2.0CDTi 16v (160PS) 4X4 S/S	C	<b>35280</b>
<b>INSIGNIA ELITE</b>		
1.4i 16v Turbo S/S	B	<b>31895</b>
2.0CDTi 16v (160PS) ecoFLEX S/S A	A	<b>34780</b>
2.0CDTi 16v (160PS) auto	C	<b>37780</b>
2.0CDTi 16v (160PS) 4X4 S/S	C	<b>37780</b>
<b>INSIGNIA OPC</b>		
2.8i V6 24v Turbo 4X4 (325PS)	G	<b>54780</b>

\* = Please note, taxes are levied at different rates dependent on CO<sub>2</sub> emissions. A (0-120g/km) = 14%, B (121-140g/km) = 16%, C (141-155g/km) = 20%, D (156-170g/km) = 24%, E (171-190g/km) = 28%, F (191-225g/km) = 32%, G (226g/km and above) = 36%.  
 \*\* = Recommended Retail Prices (RRP) quoted are ex-works.  
 Includes Vehicle Registration Tax and VAT, excludes number plates and delivery charges. Prices effective 1 January 2012.  
 Prices subject to alteration or change without notice or obligation.  
 S/S = Start/Stop.

# Insignia Sports Tourer prices

## SPORTS TOURER

Model	Tax* band	RRP** (€)
<b>INSIGNIA S</b>		
1.4i 16v Turbo S/S	B	<b>27095</b>
2.0CDTi 16v (130PS) ecoFLEX S/S	A	<b>29480</b>
2.0CDTi 16v (130PS) auto	C	<b>32480</b>
<b>INSIGNIA SC</b>		
1.4i 16v Turbo S/S	B	<b>28895</b>
2.0CDTi 16v (130PS) ecoFLEX S/S	A	<b>31280</b>
2.0CDTi 16v (130PS) auto	C	<b>34280</b>
2.0CDTi 16v (160PS) ecoFLEX S/S	A	<b>31780</b>
2.0CDTi 16v (160PS) auto	C	<b>34780</b>
2.0CDTi 16v (160PS) 4X4 S/S	C	<b>34780</b>
<b>INSIGNIA SRI</b>		
1.4i 16v Turbo S/S	B	<b>30595</b>
2.0CDTi 16v (130PS) ecoFLEX S/S	A	<b>32980</b>
2.0CDTi 16v (130PS) auto	C	<b>35980</b>
2.0CDTi 16v (160PS) ecoFLEX S/S	A	<b>33480</b>
2.0CDTi 16v (160PS) auto	C	<b>36480</b>
2.0CDTi 16v (160PS) 4X4 S/S	C	<b>36480</b>
<b>INSIGNIA SRI LIMITED EDITION</b>		
1.4i 16v Turbo S/S	B	<b>32095</b>
2.0CDTi 16v (130PS) ecoFLEX S/S	A	<b>34480</b>
2.0CDTi 16v (130PS) auto	C	<b>37480</b>
2.0CDTi 16v (160PS) ecoFLEX S/S	A	<b>34980</b>
2.0CDTi 16v (160PS) auto	C	<b>37980</b>
2.0CDTi 16v (160PS) 4X4 S/S	C	<b>37980</b>

## SPORTS TOURER

Model	Tax* band	RRP** (€)
<b>INSIGNIA SE</b>		
1.4i 16v Turbo S/S	B	<b>30595</b>
2.0CDTi 16v (130PS) ecoFLEX S/S	A	<b>32980</b>
2.0CDTi 16v (130PS) auto	C	<b>35980</b>
2.0CDTi 16v (160PS) ecoFLEX S/S	A	<b>33480</b>
2.0CDTi 16v (160PS) auto	C	<b>36480</b>
2.0CDTi 16v (160PS) 4X4 S/S	C	<b>36480</b>
<b>INSIGNIA ELITE</b>		
1.4i 16v Turbo S/S	B	<b>33095</b>
2.0CDTi 16v (160PS) ecoFLEX S/S	A	<b>35980</b>
2.0CDTi 16v (160PS) auto	C	<b>38980</b>
2.0CDTi 16v (160PS) 4X4 S/S	C	<b>38980</b>
<b>INSIGNIA OPC</b>		
2.8i V6 24v Turbo 4X4 (325PS)	G	<b>55980</b>

\* = Please note, taxes are levied at different rates dependent on CO<sub>2</sub> emissions. A (0-120g/km) = 14%, B (121-140g/km) = 16%, C (141-155g/km) = 20%, D (156-170g/km) = 24%, E (171-190g/km) = 28%, F (191-225g/km) = 32%, G (226g/km and above) = 36%.

\*\* = Recommended Retail Prices (RRP) quoted are ex-works.

Includes Vehicle Registration Tax and VAT, excludes number plates and delivery charges. Prices effective 1 January 2012.

Prices subject to alteration or change without notice

or obligation.

S/S = Start/Stop.

# Insignia options

	S	SC	SRI	SE	Elite	OPC	Prices including taxes* (€)			
							A	B	C	G
<b>OPTION PACKS</b>										
<b>Plus Pack</b> • 17-inch 7-spoke alloy wheels with 225/55 R 17 tyres • Front fog lights	○						697	712	743	–
<b>Plus Pack</b> • 18-inch 5-twin-spoke alloy wheels with 245/45 R 18 tyres • Front fog lights		○					697	712	743	–
<b>Plus Pack</b> • 19-inch 10-spoke alloy wheels with 245/40 R 19 tyres • Front fog lights				○			789	805	841	–
<b>Premium Sensory Pack</b> • Dual-zone Electronic Climate Control (ECC) incorporating air conditioning • Tunnel detection for automatic lighting control • Rain-sensitive windscreen wipers • Electro-chromatic anti-dazzle rear-view mirror		○	○		●		593	606	632	–
<b>Sight and Light Pack</b> • Tunnel detection for automatic lighting control • Rain-sensitive windscreen wipers • Electro-chromatic anti-dazzle rear-view mirror		○	○	●	●	●	261	267	279	–
<b>OPC Styling Pack</b> • Body-colour front lower spoiler/side sills/rear lower skirt/rear spoiler (exc. Sports Tourer) • Emergency tyre inflation kit		○	○ <sup>1</sup>	○ <sup>2</sup>	○ <sup>2</sup>		1011	1032	1077	–
<b>Unlimited Pack</b> • Removal of the top speed limiter** • Blue Brembo lettering on brake calipers • Increased range speedometer						○	–	–	–	424
<b>FlexOrganiser® Pack</b> (Sports Tourer) • Four side rails • 3D storage net • Side net pocket • Four side rail hooks	○	○	○	○	○	○	177	180	189	228
<b>Towing Pack</b> (Sports Tourer) • Trailer stability programme • Automatic self-levelling rear suspension • Retractable tow bar with 13-pin socket		○ <sup>3</sup>		○ <sup>3</sup>	○ <sup>3</sup>		1011	1032	1077	–
<b>SEATING OPTIONS</b>										
<b>Comfort Leather Pack</b> • Leather seat facings • Electrically heated front seats		○		○	●		1389	1418	1480	–
<b>Ergonomic Sport Seats Leather Pack</b> • Ergonomic sports front seats with extendable seat cushions • Perforated leather seat facings • Electrically heated front seats			○				1011	1032	1077	–
<b>Ergonomic Sport Seats Leather Pack</b> • Ergonomic sports front seats with extendable seat cushions • Perforated leather seat facings • Electrically heated front seats				○			1487	1518	1585	–
<b>Ergonomic Sport Seats Leather Pack</b> • Ergonomic sports front seats with extendable seat cushions • Perforated leather seat facings • Electrically heated front seats					○		494	504	526	–
<b>OPC Leather Pack</b> • Perforated leather seat facings • Eight-way electrically adjustable driver's and front passenger's seats • Heated front seats • Dual-zone Electronic Climate Control (ECC) • Electrically foldable door mirrors • Electro-chromatic anti-dazzle driver's door mirror						○	–	–	–	2502
Sports front seats with ergonomic driver's seat including extendable seat cushion		○ <sup>4</sup>	●				494	504	526	–
<b>Premium Nappa Leather Pack</b> • Ergonomic sports front seats with extendable seat cushions • Nappa leather seat upholstery • Leather-trimmed head restraints, door panels and centre armrest • Electrically heated front seats • OPC-Line steering wheel and, on manual models, gear knob • Piano black-effect inserts on fascia and doors • Sports pedals • Dark headlining • Carpet mats			○	○			3972	4055	4233	–
<b>Premium Nappa Leather Pack</b> • Ergonomic sports front seats with extendable seat cushions • Nappa leather seat upholstery • Leather-trimmed head restraints, door panels and centre armrest • Electrically heated front seats • OPC-Line steering wheel and, on manual models, gear knob • Piano black-effect inserts on fascia and doors • Sports pedals • Dark headlining • Carpet mats					○		2983	3046	3180	–

# Insignia options

	S	SC	SRI	SE	Elite	OPC	Prices including taxes* (€)			
							A	B	C	G
<b>OTHER INTERIOR OPTIONS</b>										
Dual-zone Electronic Climate Control (ECC) incorporating air conditioning with variable side-to-side temperature settings, multi-zone sun sensor and heat-reflective windscreen				○	●	○	449	458	479	580
Rear side window sunblinds		○ <sup>5</sup>	○ <sup>5</sup>	○	○	○	85	87	91	110
Cigar lighter and front ashtray	○	○	○	○	○	○	38	39	41	49
Vertical load-restraining net (Sports Tourer)	○	○	○	○	○	○	89	90	95	115
230-volt rear power outlet behind front seats (two-pin Euro-style socket)	○	○	○	○	○	○	129	131	137	167
<b>CHASSIS TECHNOLOGY OPTION</b>										
FlexRide (Adaptive Stability Technology) system <sup>6</sup>		○ <sup>7</sup>	○	○ <sup>7</sup>	○	●	1310	1337	1396	–
<b>EXTERIOR AND CONVENIENCE OPTIONS</b>										
Intelligent Adaptive Forward Lighting (AFL)		○ <sup>8</sup>	○ <sup>8</sup>	○	●	●	1011	1032	1077	–
Front camera system incorporating traffic sign recognition, lane departure warning, forward collision alert and following distance indicator <sup>9</sup>			○	○	○	○	1050	1072	1119	1357
Adaptive cruise control <sup>10</sup>			○	○	○	○	475	485	507	615
Tyre pressure monitoring system		○	○	●	●	●	151	155	161	–
Front and rear parking distance sensors	○	○	○ <sup>1</sup>	○	●	○	402	411	429	520
17-inch 7-spoke alloy wheels with 225/55 R 17 tyres			N/C	N/C			No-cost option			
19-inch 5-spoke alloy wheels with 245/40 R 19 tyres			○				697	712	743	–
19-inch 10-spoke alloy wheels with 245/40 R 19 tyres					○		697	712	743	–
20-inch 5-twinspoke alloy wheels with 245/35 R 20 tyres			○	○	○		910	929	970	–
Full-size steel spare wheel (in lieu of space-saver wheel) <sup>11</sup>		○	○	○	○		177	180	189	–
Stainless steel trim on luggage compartment lip (Sports Tourer)	○	●	●	●	●	●	77	79	82	–
Power tailgate (Sports Tourer)		○	○	●	●		568	580	605	–
Electrically foldable door mirrors		○ <sup>12</sup>	○ <sup>12</sup>	○	●	○	262	268	280	339
Electrically operated rear windows		○	○	●	●	●	199	203	212	–
Retractable tow bar with 13-pin socket (not available on 1.4i 16v Turbo Sports Tourer models)	○	○	○	○	○		862	880	919	–
Front fog lights		○	●	○	●		256	261	273	–
Brilliant paint	○	○	○	○	○	○	155	155	155	155
Two-coat metallic or pearlescent paint	○	○	○	○	○	○	535	535	535	535

Prices effective as of 1 January 2012. Prices are subject to alteration without notice or obligation. ○ = Optional at extra cost. ● = Standard equipment. N/C = No-cost option.

1 = Standard on SRI Limited Edition models. 2 = Not available with standard 18-inch alloy wheels, only available in conjunction with optional alloy wheels. 3 = Not available on 1.4i 16v Turbo or 2.0CDTi 16v (160PS) 4X4 models, or in conjunction with optional FlexRide system. 4 = Ribbon cloth seat trim replaces Dune cloth. 5 = Only available in conjunction with electrically operated rear windows. 6 = Standard on 4X4 models. 7 = Not available on 2.0CDTi 16v (130PS) auto models. 8 = Sight and Light Pack is also included. 9 = Only available in conjunction with Intelligent Adaptive Forward Lighting (AFL). 10 = Only available in conjunction with front camera system. 11 = Not available with 19-inch or 20-inch wheels or in conjunction with OPC Styling Pack. Fitment of full-size spare wheel reduces luggage capacities. 12 = Only available in conjunction with optional Sight and Light Pack or Premium Sensory Pack.

\* = Please note, taxes are levied at different rates dependent on CO<sub>2</sub> emissions. A (0-120g/km) = 14%, B (121-140g/km) = 16%, C (141-155g/km) = 20%, D (156-170g/km) = 24%, E (171-190g/km) = 28%, F (191-225g/km) = 32%, G (226g/km and above) = 36%.

\*\* = Where law permits.

# Insignia options continued

	S	SC	SRi	SE	Elite	OPC	Prices including taxes* (€)			
							A	B	C	G
<b>AUDIO AND COMMUNICATION OPTIONS</b>										
<b>CD 400</b> • CD player with MP3 functionality • AM/FM stereo radio with 36 station presets • Auxiliary-in socket within centre armrest • Graphic display • RDS with Traffic Programme • 7 speakers • Roof-mounted flexible aerial	○	N/C	N/C	N/C	N/C	N/C	101	103	108	–
<b>Navi 600</b> • SD memory card-based satellite navigation system • Multi-function infotainment controller • CD player with MP3 functionality • AM/FM stereo radio with 36 station presets • USB connection and auxiliary-in socket within centre armrest • 7-inch colour screen • RDS with Traffic Programme • 7 speakers • Shark fin aerial	○	●	●	●	●	●	990	1011	1055	–
<b>Navi 900</b> • SD memory card-based satellite navigation system • Multi-function infotainment controller • CD player with MP3 functionality • AM/FM stereo radio with 36 station presets • USB connection and auxiliary-in socket within centre armrest • 7-inch colour screen • RDS with Traffic Programme • 7 speakers • Shark fin aerial		○	○	○	○	○	1487	1518	1585	1922
DAB digital radio and shark fin aerial		○	○	●	●	●	282	288	301	–
Mobile phone system with Bluetooth® (does not include phone or cradle) and shark fin aerial	○ <sup>13</sup>						375	382	399	–
Mobile phone system with Bluetooth® (does not include phone or cradle) and shark fin aerial		○	○ <sup>1</sup>	○	○	○	325	332	347	421
Embedded mobile phone system with Bluetooth® (does not include phone or cradle) and shark fin aerial		○	○	○	○	○	626	640	668	810
Infinity® Premium Sound System		○	○	○	○	○	504	514	537	651

Prices effective as of 1 January 2012. Prices are subject to alteration without notice or obligation. ○ = Optional at extra cost. ● = Standard equipment. N/C = No-cost option.  
1 = Standard on SRi Limited Edition models. 13 = Includes required upgrade to CD 400 audio unit.

\* = Please note, taxes are levied at different rates dependent on CO<sub>2</sub> emissions. A (0-120g/km) = 14%, B (121-140g/km) = 16%, C (141-155g/km) = 20%, D (156-170g/km) = 24%, E (171-190g/km) = 28%, F (191-225g/km) = 32%, G (226g/km and above) = 36%.

# Insignia technical data

## Petrol engines

	<b>1.4i 16v Turbo</b>	<b>2.8i V6 24v Turbo OPC</b>
Capacity	1364cc	2792cc
Maximum power*	140PS (103kW) @ 4900-6000rpm	325PS (239kW) @ 5250rpm
Maximum torque	200Nm (147 lb.ft.) @ 1850-4900rpm	435Nm (321 lb.ft.) @ 5250rpm
Configuration	4 cylinders, 4 valves per cylinder. Double overhead camshafts	6 cylinders, 4 valves per cylinder. Double overhead camshafts
Fuel/induction system	Turbocharger with intercooler. Multi-point sequential fuel injection	Water-cooled twin-scroll turbocharger with intercooler. Multi-point sequential fuel injection
Emission compliance	Euro 5	
Service interval	30,000km or 1 year (whichever occurs sooner)	

## Diesel engines

	<b>2.0CDTi 16v (130PS) Turbo diesel including ecoFLEX</b>	<b>2.0CDTi 16v (160PS) Turbo diesel including ecoFLEX</b>
Capacity	1956cc	1956cc
Maximum power*	130PS (96kW) @ 4000rpm	160PS (118kW) @ 4000rpm
Maximum torque	300Nm (221 lb.ft.) @ 1750-2500rpm	350Nm (258 lb.ft.) @ 1750-2500rpm
Configuration	4 cylinders, 4 valves per cylinder. Double overhead camshafts	
Fuel/induction system	Turbocharger with intercooler. Common rail fuel injection	Variable geometry turbocharger with intercooler. Common rail fuel injection
Emission compliance	Euro 5 with Diesel Particulate Filter	
Service interval	30,000km or 1 year (whichever occurs sooner)	

\* = To calculate BHP divide the PS figure by 1.0136.

# Insignia technical data

## Weights and towing data kg

	Gross vehicle weight			Max. towing weights	
	Hatchback	Saloon	Sports Tourer	Trailer with brakes (without brakes) Hatchback/Saloon	Sports Tourer
1.4i 16v Turbo	2065	2060	2130	1250 (750)	1200 (750)
2.8i V6 24v Turbo 4X4 (325PS)	2330	2315	2475	1800 (750)	1700 (750)
2.0CDTi 16v (130PS)	2155	2140	2300	1600 (750)	1600 (750)
2.0CDTi 16v (130PS) automatic	2170	2155	2300	1600 (750)	1600 (750)
2.0CDTi 16v (160PS)	2145	2130	2275	1600 (750)	1600 (750)
2.0CDTi 16v (160PS) automatic	2170	2155	2315	1600 (750)	1600 (750)
2.0CDTi 16v (160PS) 4X4	2310	2300	2415	1800 (750)	1800 (750)

**Gross vehicle weight** is the total permissible weight of the vehicle including passengers and their luggage. The **maximum roof rack loading** should not exceed 100kg. The **maximum towing weights** are based on the ability of the car, with two occupants of 75kg each, to restart on a 12% gradient, which is approximately 1 in 8.3, at sea level. At altitudes above 1500 metres, the engine output may drop with a corresponding reduction in towing capability. Any extra weight, such as luggage or additional passengers, should be deducted from the maximum towing weight. With a trailer fully loaded, **maximum noseweight** should not exceed 85kg. Always fit Opel towing attachments and accessories available from your Opel dealer. They are designed specifically for Opel models and carry a 12-month guarantee.

### Steering

- Speed-sensitive hydraulic power-assisted steering

### Turning circle (kerb-to-kerb):

#### All body styles

S/SC/SE/Elite – 10.91m (35.8ft.)

Elite with optional 19-inch wheels – 11.40m (37.4ft.)

SRI – 11.00m (36.1ft.)

SRI with optional 20-inch wheels – 11.50m (37.7ft.)

OPC – 11.70m (38.4ft.)

### Suspension

**Front:** Independent. Lightweight MacPherson struts with gas-pressure dampers and coil springs. Anti-roll bar.

**Rear:** Lightweight multi-link with rising-rate mini-block coil springs (linear rate on 4X4 models) and gas-pressure dampers. Anti-roll bar. 4X4 models feature revised rear subframe and suspension geometry.

- SRI – lowered sports suspension
- OPC models feature HiPerStrut front suspension which improves grip and allows more power to be applied during cornering

### FlexRide (Adaptive Stability

#### Technology) system

FlexRide (optional on SRI, SE and Elite models) offers drivers the choice of three distinct driving modes – Normal (default setting), Sport or Tour. FlexRide is standard on OPC models and features Normal, Sport and, for ultimate driving dynamics, OPC mode.

- Sport mode: This stiffens the car's suspension and sharpens steering and throttle responses. It also raises the threshold at which the ESP and traction control systems are activated, enhancing dynamic performance. And on models featuring Adaptive 4X4 the emphasis is switched more towards rear-wheel drive

- Tour mode: Ideal for long motorway journeys, the Tour mode adjusts the dampers to a softer setting to create a perceptibly smoother ride and further enhance Insignia's ride comfort
- Continuous damping control: Utilises data from up to 11 variables including acceleration, braking and cornering to constantly control the suspension for optimum stability, driver engagement and comfort. Operates in all three driving modes
- Gas-filled rear dampers: Insignia's rear dampers are increased to 37mm diameter for enhanced performance

# Insignia technical data

## Performance, fuel economy and emissions – hatchback/saloon models

	Performance (manufacturer's figures)		Fuel economy litres/100km (mpg)			CO <sub>2</sub> emissions g/km
	Maximum speed km/h (mph)	Acceleration (sec) 0-100km/h	Urban driving	Extra- urban driving	Combined figure	
<b>Manual</b>						
1.4i 16v Turbo	205 (127)	10.9	7.5 (37.7)	4.7 (60.1)	5.7 (49.6)	134
2.8i V6 24v Turbo 4X4 (325PS)	250 (155)	6.0	15.8 (17.9)	7.6 (37.2)	10.6 (26.6)	249
2.0CDTi 16v (130PS) ecoFLEX	205 (127)	11.1	5.3 (53.3)	3.9 (72.4)	4.4 (64.2)	116
2.0CDTi 16v (160PS) 4X4 saloon	215 (134)	10.2	7.0 (40.4)	4.7 (60.1)	5.6 (50.4)	147
2.0CDTi 16v (160PS) 4X4 hatchback	215 (134)	10.2	7.0 (40.4)	4.8 (58.9)	5.6 (50.4)	149
2.0CDTi 16v (160PS) ecoFLEX	221 (137)	9.5	5.4 (52.3)	3.7 (76.3)	4.3 (65.7)	115
<b>Automatic</b>						
2.0CDTi 16v (130PS)	204 (127)	11.2	7.5 (37.7)	4.5 (62.8)	5.6 (50.4)	147
2.0CDTi 16v (160PS)	215 (134)	9.6	7.9 (35.8)	4.3 (65.7)	5.7 (49.6)	149

Fuel consumption and CO<sub>2</sub> emission data complies with the relevant EU testing regulations used by vehicle manufacturers to enable comparisons between different models. **Important:** Please note fuel consumption can be affected by many factors including driving style, road and traffic conditions, vehicle mileage and standard of maintenance. In addition these results relate to the particular vehicle tested, inevitably there will be differences between individual vehicles of the same model.

## Transmission

**Six-speed manual gearbox:** Standard on all models.

**Six-speed automatic transmission with Active Select function:** Optional at extra cost on 2.0CDTi 16v 130PS and 160PS models, excluding 4X4. Electronically controlled with adaptive driving function. Fluid drive with torque converter, lock-up clutch, neutral control fuel-saving feature and Active Select.

**Adaptive 4X4:** Electronically controlled permanent four-wheel drive with variable torque split between front and rear axles.


- Torque transfer device: Splits drive 95% front/5% rear under normal driving conditions. When pulling away from standstill, or under acceleration, more power is diverted to the rear wheels for maximum grip

- Electronic limited-slip differential: Fitted to the rear axle, it can transfer up to 50% of the rear axle torque between the rear wheels. This improves stability in split-friction conditions (e.g. icy or wet) and provides more traction when accelerating out of a corner

## Smarter driving tips

- **Drive at an appropriate speed:** Staying within the speed limit increases driver safety, reduces CO<sub>2</sub> emissions and saves fuel. At 115km/h you could be using up to 9% more fuel than at 100km/h and up to 15% more fuel than at 80km/h
- **Drive smoothly at all times:** Anticipate the ebb and flow of the traffic to avoid harsh acceleration and braking
- **Reduce your revs:** Change gear earlier to help reduce fuel consumption – try 2500rpm with petrol engines and 2000rpm with diesel
- **Idling is wasting fuel:** If you're likely to be at a standstill for more than three minutes, switch off the engine to save fuel, or let the Start/Stop system do it for you, if your model has this fitted!
- **Regularly check your tyre pressures:** Under inflated tyres increase CO<sub>2</sub> emissions whilst incorrectly inflated tyres can be unsafe. Always check your handbook for the correct tyre pressure. This will also help to increase the life of your tyres
- **Remove unnecessary items from the car:** Extra weight increases the engine's workload which in turn burns more fuel and increases CO<sub>2</sub> emissions

# Insignia technical data



## Electric parking brake and Hill Start Assist (HSA)

The touch-operated electric parking brake offers increased parking security compared to a conventional lever-operated system.

- Drive away function: Releases the parking brake allowing the driver to pull away smoothly
- Hill hold assist: Prevents the vehicle rolling backwards when moving off on an incline by ensuring sufficient engine torque is available
- HSA: Maintains the brake pressure for a short period after the brake pedal has been released when pulling away on a gradient of 5% or more; this helps prevent the vehicle from rolling back. The pressure is released as soon as the driver presses the accelerator and the car begins to move forward

## Performance, fuel economy and emissions – Sports Tourer models

	Performance (manufacturer's figures)		Fuel economy litres/100km (mpg)			CO <sub>2</sub> emissions g/km
	Maximum speed km/h (mph)	Acceleration (sec) 0-100km/h	Urban driving	Extra- urban driving	Combined figure	
<b>Manual</b>						
1.4i 16v Turbo	200 (124)	11.9	7.8 (36.2)	4.9 (57.6)	5.9 (47.9)	139
2.8i V6 24v Turbo 4X4 (325PS)	250 (155)	6.3	16.0 (17.7)	7.9 (35.8)	10.9 (25.9)	255
2.0CDTi 16v (130PS) ecoFLEX	200 (124)	11.6	5.3 (53.3)	4.0 (70.6)	4.5 (62.8)	119
2.0CDTi 16v (160PS) 4X4	210 (130)	10.6	6.9 (40.9)	4.9 (57.6)	5.6 (50.4)	149
2.0CDTi 16v (160PS) ecoFLEX	215 (134)	9.9	5.6 (50.4)	3.9 (72.4)	4.5 (62.8)	119
<b>Automatic</b>						
2.0CDTi 16v (130PS)	198 (123)	11.7	7.5 (37.7)	4.7 (60.1)	5.7 (49.6)	151
2.0CDTi 16v (160PS)	210 (130)	10.1	8.0 (35.3)	4.6 (61.4)	5.9 (47.9)	155

Fuel consumption and CO<sub>2</sub> emission data complies with the relevant EU testing regulations used by vehicle manufacturers to enable comparisons between different models. **Important:** Please note fuel consumption can be affected by many factors including driving style, road and traffic conditions, vehicle mileage and standard of maintenance. In addition these results relate to the particular vehicle tested, inevitably there will be differences between individual vehicles of the same model.

### Brakes

- Anti-lock Braking System (ABS)
- Dual circuit, diagonally split braking system
- Disc brakes all round
- OPC models feature Brembo 4-piston front brake calipers

**Front ventilated:** 296mm diameter

**Rear solid:** 292mm diameter

1.4i 16v Turbo

2.0CDTi 16v (130PS)

2.0CDTi 16v (160PS) manual hatch/saloon

**Front ventilated:** 321mm diameter

**Rear ventilated:** 315mm diameter

2.0CDTi 16v (160PS) Sports Tourer

2.0CDTi 16v (160PS) automatic

**Brembo front ventilated:** 355mm diameter

**Rear ventilated:** 315mm diameter

2.8i V6 24v Turbo 4X4 OPC

### Fuel tank capacity

70 litres (15.4 gallons)

### Body

- Aerodynamic drag co-efficients:  
Hatchback (exc. ecoFLEX)/Saloon – Cd 0.27 (0.32 OPC)  
Hatchback ecoFLEX – Cd 0.26  
Sports Tourer – Cd 0.30 (0.33 OPC)

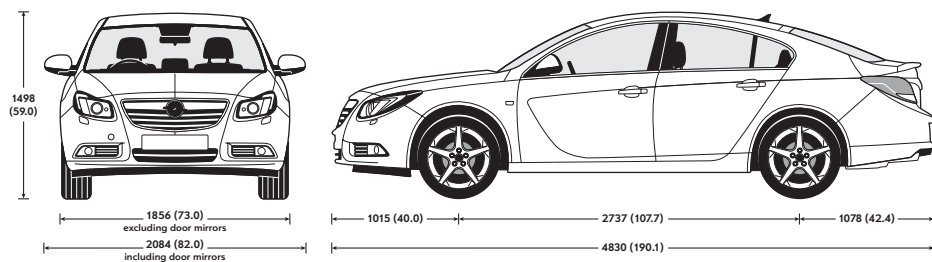
### Anti-corrosion warranty

- 12-year body panel anti-perforation warranty

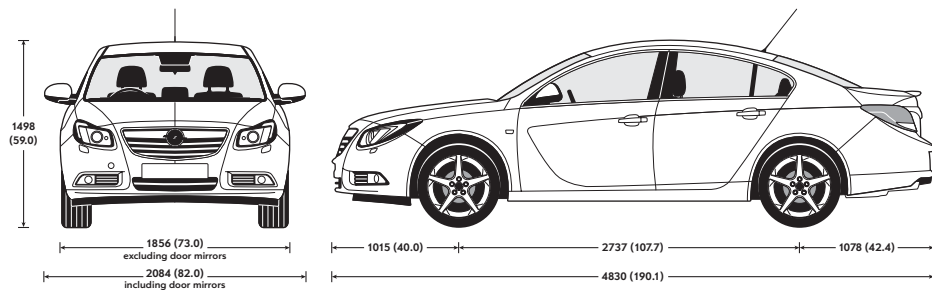
# Insignia technical data

## Exterior dimensions millimetres (inches)

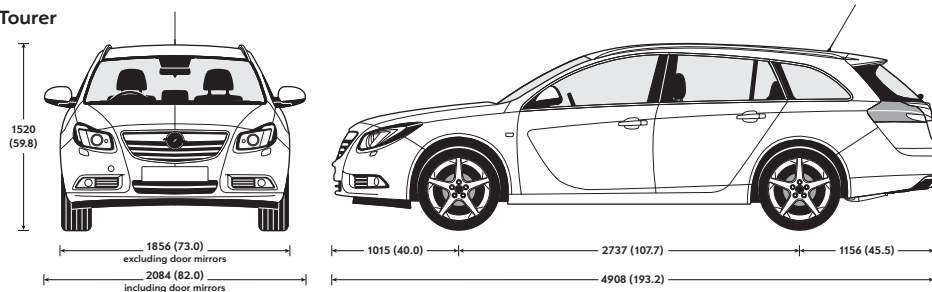
### Hatchback



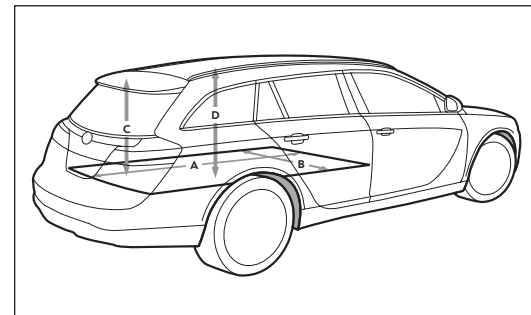
### Saloon



### Sports Tourer



## Loadspace dimensions see table below



## Loadspace dimensions millimetres (inches)

	<b>Sports Tourer</b>
Maximum load floor length – rear seats folded (A)	1908 (75.1)
Maximum load floor length – rear seats up	1086 (42.8)
Maximum rear floor width (B)	1060 (41.7)
Maximum load area height (D)	778 (30.6)
Loading height from ground level (unladen)	650 (25.6)
Maximum tailgate aperture width	1064 (41.9)
Maximum tailgate aperture height (C)	684 (26.9)
Maximum load area height beneath luggage compartment cover	447 (17.6)

## Luggage capacities\* litres (cu.ft.)

	Load volume (minimum)**	Load volume (maximum)
Hatchback	530 (18.7)	1470 (51.9)†
Saloon	500 (17.7)	1015 (35.8)††
Sports Tourer	540 (19.1)	1530 (54.0)†

\* = Measured using the ECIE method. \*\* = Under luggage compartment cover – rear seats up. † = To roof – rear seats folded. †† = To upper edge of front seat back.

**[www.opel.ie](http://www.opel.ie)**

Every effort has been made to ensure that the contents of this publication were accurate and up-to-date at the time of publication – January 2012. Opel vehicles are equipped with components manufactured by various General Motors operating units and outside suppliers. The Company reserves the right to change specifications and withdraw products from sale without notice. Any such alterations will be notified to Opel dealers at the earliest opportunity; please consult your local dealer for the latest information. The specifications detailed within this brochure are not necessarily applicable to alternative models such as Special Editions. Details of any such models will be contained in specific literature or found on the Opel website. Please note that Opel dealers are not the agents of General Motors Ireland Limited and are not authorised to bind the Company by any specific or implied undertaking or representation. It is advisable to ensure that your motor insurance policy provides adequate cover for additional fitted options and accessories. All rights reserved. No part of this publication may be reproduced in any form or by any means, without the prior written permission of General Motors Ireland Limited.