

# OPEL COMBO-e CARGO /

Price and Specification Guide | Ireland | April 2022

[FIND OUT MORE](#)



O P E L

## CONTENTS

### DISCOVER THE OPEL COMBO-e CARGO.

Blending Opel's business experience with precision engineering to make a fully electric commercial vehicle, the new Opel Combo-e Cargo comes with optimum efficiency and uncompromising e-mobility. The zero-emission compact van makes no compromises on functionality, comfort or safety and boasts a range of up to 275km from a single charge.

---

Range and prices

---

In-car technology and entertainment

---

Colours

---

Safety and security

---

Exterior styling and features

---

Technical Data

---

Comfort and convenience

---

Lighting and visibility

---

Interior styling and features

---

Trims, colours, wheels and tyres



E&OE April 2022

The content in this specification and price guide is for information purposes only. Our products are continually updated and changes may be made to the specifications at any time. If you require any specific feature, you must consult your authorised Opel Dealer who is regularly updated with any change in specification. Specifications are subject to change without notice. Images are used for illustrative purposes only. Vehicles illustrated may not necessarily reflect the correct specification. Contact your local Opel dealer for details.

## OPEL COMBO-e CARGO RANGE PRICES

PANEL VAN

Transmission

Fuel Type

Annual Road Tax €

RRSP\* from €

### EDITION

Panel Van Edition L1H1

Automatic

100kW 136hp + 50kWh  
Battery Pack

€333

€34,395\* \*\*

### SPORTIVE

Panel Van Sportive L1H1

Automatic

100kW 136hp + 50kWh  
Battery Pack

€333

€36,395\* \*\*



\*Recommended Retail Selling Price does not include Dealer delivery related charges, metallic paint or tyre recycling levy. RRSP price excludes the recommended cost of Pre-Delivery-Inspection, number plates and delivery to an Opel Dealer. Prices effective April 2022. E&OE 01/04/22. Prices are subject to alteration or change without notice or obligation.

\*\* SEAI grants may be available to qualifying businesses. See <https://www.seai.ie/business-and-public-sector/ev-for-business/grants-and-supports/> for details.

## YOUR NEW COMBO-e IN DETAIL: SAFETY & SECURITY

SAFETY / SECURITY FEATURES	EDITION	SPORTIVE
	L1H1 100kW 136hp + 50kWh Battery Pack	L1H1 100kW 136hp + 50kWh Battery Pack
ABS / Electronic Stability Programme (ESP) / Electronic Braking Distribution (EBD)	•	•
Driver's airbag	•	•
Electronic cruise control with speed limiter	•	•
Remote central locking	•	•
Two-keys: foldable	•	•
Electric parking brake	•	•
Driver / passenger seat belt warning indicator	•	•
Double locking latch mechanical theft deterrent	•	•
Theft deterrent body security content: dealocking for passenger and rear area	•	•
Spare wheel	•	•
Seat belt pre-tensioner	•	•
Driver and passenger 2-way adjustment head restraints	•	•
Solid bulkead with trapdoor	•	•

## YOUR NEW COMBO-e IN DETAIL: COMFORT & CONVENIENCE

COMFORT & CONVENIENCE FEATURES	EDITION	SPORTIVE
	L1H1 100kW 136hp + 50kWh Battery Pack	L1H1 100kW 136hp + 50kWh Battery Pack
Power-assisted steering	•	•
Sport 3-wheel spoke steering wheel: reach and rake adjustment	•	•
Steering column adjustable for reach / rake	•	•
Steering wheel audio / phone / cruise controls	•	•
Manual air conditioning: with particle and odour filter	•	•
Manual 6-way driver's seat adjustment: fore/aft, up/down with reclining seat back	•	•
Manual 2-way driver's seat lumbar adjustment with armrest	•	•
Electrically operated driver and passenger windows	•	•


## YOUR NEW COMBO-e IN DETAIL: INTERIOR FEATURES

INTERIOR FEATURES	EDITION	SPORTIVE
	L1H1 100kW 136hp + 50kWh Battery Pack	L1H1 100kW 136hp + 50kWh Battery Pack
Driver sunvisor with illuminated vanity mirror	•	•
Passenger sunvisors without vanity mirror	•	•
Mistral Gray Base cloth seat trim	•	•
Passenger bench seat	•	•
Passenger seat back table tray: folding	•	•



## YOUR NEW COMBO-e IN DETAIL: IN-CAR TECHNOLOGY & ENTERTAINMENT

IN-CAR TECHNOLOGY & ENTERTAINMENT FEATURES	EDITION	SPORTIVE
	L1H1 100kW 136hp + 50kWh Battery Pack	L1H1 100kW 136hp + 50kWh Battery Pack
DAB digital radio	•	•
3.5" colour instrument display	•	•
Bluetooth®	•	•
USB audio connection: frt console	•	•
5" black and white touchscreen	•	•
Four speakers	•	•



## YOUR NEW COMBO-e IN DETAIL: EXTERIOR STYLING & FEATURES

EXTERIOR STYLING & FEATURES	EDITION	SPORTIVE
	L1H1 100kW 136hp + 50kWh Battery Pack	L1H1 100kW 136hp + 50kWh Battery Pack
Black door handles	•	
Body colour door handles		•
Black side mirrors	•	•
Black side window mouldings	•	•
Black front and rear bumpers	•	
Body-colour front and rear bumpers		•
16" steel wheel	•	•
Left hand side sliding door	•	•

## YOUR NEW COMBO-e IN DETAIL: LIGHTING & VISIBILITY


LIGHTING & VISIBILITY	EDITION	SPORTIVE
	L1H1 100kW 136hp + 50kWh Battery Pack	L1H1 100kW 136hp + 50kWh Battery Pack
Halogen front headlamps	•	•
Front fog lights		•
Automatic headlamp control (auto light switch)	•	•
Rear parking distance sensors		•

## INTERIOR TRIM\*



Mistral Gray Base cloth interior trim standard on Edition and Sportive models.

## WHEELS & TYRES

WHEELS		EDITION	SPORTIVE
		L1H1 100kW 136hp + 50kWh Battery Pack	L1H1 100kW 136hp + 50kWh Battery Pack
	16" silver steel wheel Full size spare wheel included	•	•
	Tyres	215 / 65 R 16 tyres	205 / 60 R 16 tyres



## CHOOSE YOUR EXTERIOR COLOUR



**White Jade**  
Solid



**Black**  
Two coat metallic\*



**Quartz Grey**  
Two coat metallic\*



**Moonstone Grey**  
Two coat metallic\*

E&OE April 2022. Images shown for illustration purposes only. Please discuss colours available with your local Opel Dealer. \*Optional at extra cost. Standard paint at no optional extra cost. Due to the limitations of the printing process, the colours reproduced may vary slightly from the actual paint colour and trim material. As a result, they should be used as a guide only. Your Opel dealer has a comprehensive display of paint finishes.

## COMBO-C CARGO SPECIFICATIONS

### Single-speed electronic drive selector

As the motor is an all-electric single-speed drive unit, there is no need for multiple gears. Instead, the shifter lets the driver select from the following:

- Park
- Reverse
- Neutral
- Drive
- Braking (for increased regenerative braking)

### Drive Mode Selector

The driver can determine the driving style through selecting one of the following modes:

- Power: with high power reserves for the highest top speed and torque. Recommended at full capacity.
- Normal: for a balanced drive that offers a compromise between performance and energy efficiency. WLTP range is validated in this mode.
- ECO: for maximum range and energy efficiency. The ECO mode deactivates all unnecessary energy-consuming features and reduces the top speed, torque and overall performance.

### Braking

#### Energy recuperation

The regenerative braking system works when the vehicle is in motion, energy created by the resistance of the brakes against the drivetrain is converted into DC voltage to partially recharge the battery. The driver can also engage braking mode through the drive selector to increase the level of energy recuperation.

### Single foot driving experience

The system not only utilises the energy when the brakes are being used, but also engages when the vehicle is coasting, recovering more energy and enabling single foot driving as the brakes automatically engage when the throttle pedal is released.

DRIVETRAIN	50KWH
CO2 emissions	0g / km
Max power kW / PS	100 / 136
Max torque Nm / lb.ft.	260 / 192
Acceleration 0 - 100km/hr	11.7
Max speed kph	130
Transmission	Automatic electric drive with fixed gear ratio
Service Interval	Every 40,000km or 2 years (whichever comes sooner) Initial inspection at 20,000 miles or 1 year (whichever comes sooner)
Max payload KG	803

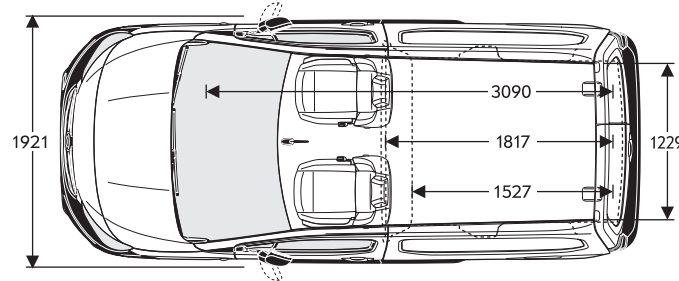
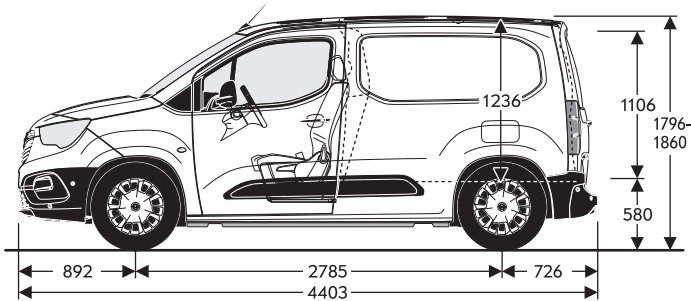
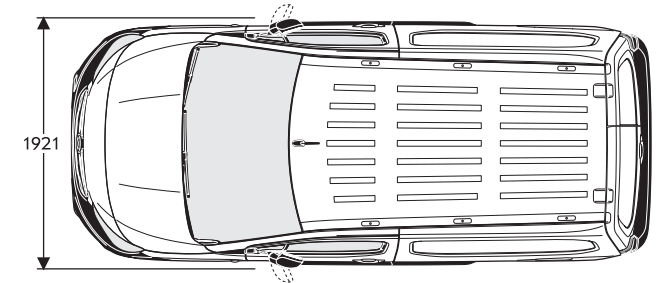
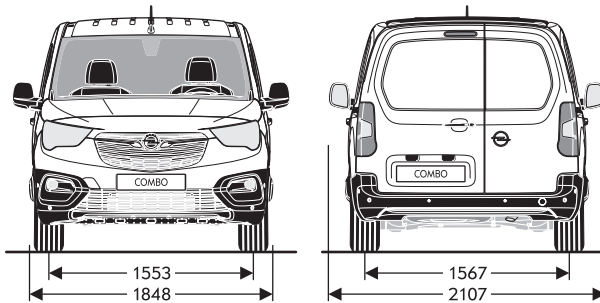
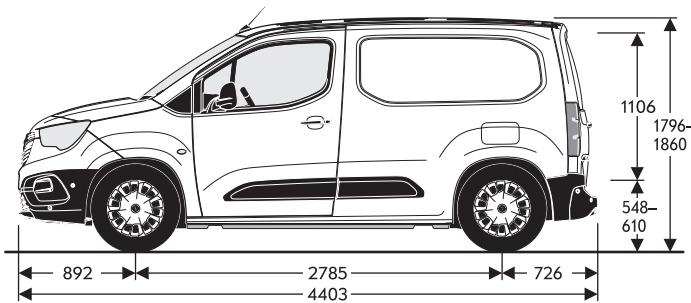
Battery	50KWH
Battery energy kWh	7.4kWh
EV range km (WLTP)	275
Battery warranty	8 years / 160,000 km / 70% capacity

Charging	50KWH
Domestic 3 pin socket (2.3kW)	28 hours
Wallbox or public charger (7kW)	7 hours 30 minutes
Public charger (11kW)	5 hours
Rapid CCS charger (0 - 80%) (100kWh)	30 minutes

E & OE April 2022. \*Fuel consumption figures are determined according to the WLTP test cycle. The fuel consumption you achieve under real life driving conditions and CO2 produced will depend upon a number of factors, including the accessories fitted after registration, variations in driving styles, weather conditions and vehicle load. Only compare fuel consumption and CO2 with other vehicles tested using the same technical procedures. For more information contact your local Opel Dealer. All diesel models feature BlueInjection. Vehicles with BlueInjection technology will need regular AdBlue® top-ups also between servicing requirements. An indicator integrated into the on-board computer will warn you when you need to top up. More information see [www.opel.ie/adblue](http://www.opel.ie/adblue). In accordance with regulations R (EC) No. 715/2007 and R (EC) No. 692/2008 (in the versions respectively applicable).

# DIMENSIONS AND CAPACITIES

## L1 DIMENSIONS





O P E L