

ASTRA HATCHBACK & SPORTS TOURER /

Price and Specification Guide | Ireland | June 2021

[FIND OUT MORE >](#)



O P E L



CONTENTS

DISCOVER THE OPEL ASTRA. With German engineering at its core, the new Astra is designed to do exactly what it's meant to. With all the innovations you want and the features you need to get a little more from life; the latest tech to keep you in control and in touch, safety systems to make every day easier and frugal engines to keep your running costs down. It's available in both hatchback and sports tourer estate body style.



Range and prices

Exterior styling and features

Technical Data

Comfort and convenience

Lighting and visibility

Interior styling and features

Trims, colours, wheels and tyres

In-car technology and entertainment

Colours



E&OE June 2021.

The content in this specification and price guide is for information purposes only. Our products are continually updated and changes may be made to the specifications at any time. If you require any specific feature, you must consult your authorised Opel Dealer who is regularly updated with any change in specification. Specifications are subject to change without notice. Images are used for illustrative purposes only. Vehicles illustrated may not necessarily reflect the correct specification. Contact your local Opel dealer for details.



OPEL ASTRA HATCHBACK & SPORTS TOURER RANGE PRICES

HATCHBACK	Transmission	Fuel Type	CO2 (WLTP)	Tax Band	Annual Road Tax €	RRSP* from €
SC						
1.2 110hp turbo Stop Start	6-speed manual	Petrol	119	A6: 111 - 120	€190	€24,945
1.5 105hp turbo Stop Start	6-speed manual	Diesel	113	A6: 111 - 120	€190	€26,345
SRi						
1.2 110hp turbo Stop Start	6-speed manual	Petrol	121	B1: 121 - 130	€200	€27,445
1.5 105hp turbo Stop Start	6-speed manual	Diesel	114	A6: 111 - 120	€190	€28,945
1.5 122hp turbo Stop Start	9-speed automatic	Diesel	130	B1: 121 - 130	€200	€33,445
ELITE						
1.2 145hp turbo Stop Start	6-speed manual	Petrol	120	A6: 111 - 120	€190	€28,845
1.5 122hp turbo Stop Start	6-speed manual	Diesel	116	A6: 111 - 120	€190	€31,145
1.5 122hp turbo Stop Start	9-speed automatic	Diesel	131	B2: 131 - 140	€210	€34,745
SPORTS TOURER						
SRI						
1.5 122hp turbo Stop Start	6-speed manual	Diesel	118	A6: 111 - 120	€190	€31,045

*Recommended Retail Selling Price does not include Dealer delivery related charges, metallic paint or tyre recycling levy. RRSP price excludes the recommended cost of Pre-Delivery-Inspection, number plates and delivery to an Opel Dealer. Prices effective June 2021. E&OE 01/06/21. Prices are subject to alteration or change without notice or obligation.



YOUR NEW ASTRA IN DETAIL: SAFETY & SECURITY

SAFETY / SECURITY FEATURES	SC	SRI	ELITE
ABS / Electronic Stability Programme (ESP) / Electronic Braking Distribution (EBD)	•	•	•
Emergency Brake Assist	•	•	•
Cornering brake control / straight line stability control / rollover mitigation	•	•	•
Adaptive brake lights: warns other road users of heavy braking	•	•	•
Driver / passenger front airbags	•	•	•
Deactivation switch for front passenger airbag in the case of child seat useage	•	•	•
Driver / passenger side airbags	•	•	•
Front and rear curtain airbags	•	•	•
Cruise control with speed limiter	•	•	•
Forward collision alert with automatic city emergency braking		•	•
Lane departure warning with lane assist		•	•
Distance alert		•	•
Height-adjustable front seat head restraints	•	•	•
Three height adjustable rear seat head restraints	•	•	•
Height adjustable front inertia-reel lap and diagonal seatbelts	•	•	•



YOUR NEW ASTRA IN DETAIL: SAFETY & SECURITY

SAFETY / SECURITY FEATURES	SC	SRI	ELITE
Outer rear seatbelt pretensioner system	•	•	•
Front and outer rear seatbelt force limiters	•	•	•
Front and rear seatbelt unfastened audible warning and warning light	•	•	•
ISOFIX child seat fixings on outer rear seats	•	•	•
Child-locking functionality on rear doors	•	•	•
Park Assist rear		•	•
Park Assist front and rear			•
Rear view camera			•
Side blind spot alert			•
Hill start assist	•	•	•
Hill start assist with electric parking brake			•
Spare wheel	•	•	•
Key left in ignition audible warning	•	•	•
Electronic engine deadlock immobiliser	•	•	•
Remote central locking	•	•	•
Two-keys: one folding key / one static key	•	•	•
Central locking on fascia	•	•	•
Service-due indicator	•	•	•



YOUR NEW ASTRA IN DETAIL: COMFORT & CONVENIENCE

COMFORT & CONVENIENCE FEATURES	SC	SRI	ELITE
Speed-sensitive power-assisted steering	.	.	.
Steering column adjustable for reach / rake	.	.	.
Steering wheel audio / phone / cruise controls	.	.	.
Manual air conditioning	.	.	
Electronic dual zone climate control			.
Rain sensing front windscreen wipers		.	.
Automatic lighting control with tunnel detection		.	.
Automatic anti-dazzle rear view mirror		.	.
Electrically operated front windows	.	.	.
Electrically operated rear windows	.	.	.
Electrically operated / heated door mirrors	.	.	.
Electrically operated / heated, electric folding door mirrors			.



YOUR NEW ASTRA IN DETAIL: COMFORT & CONVENIENCE

COMFORT & CONVENIENCE FEATURES	SC	SRI	ELITE
Driver's ergonomic active seat (AGR)		•	•
Driver and passenger ergonomic Sports Seat Pack			•
Driver's seat height 6-way manual adjuster	•		
Driver's seat height 18-way power adjuster		•	•
Front passenger seat 4-way manual adjuster	•	•	
Front passenger seat 8-way manual adjuster			•
Driver's seat memory with massage function			•
Driver's seat manual cushion extension		•	•
Passenger seat manual cushion extension			•
Driver's seat lumbar 4-way power adjuster		•	•
Passenger seat lumbar 4-way power adjuster			•
Driver's seat booster power adjuster			•
Ventilated driver's and front passenger seat			•
Heated front and rear seats			•



YOUR NEW ASTRA IN DETAIL: INTERIOR FEATURES

INTERIOR FEATURES	SC	SRI	ELITE
Leather covered steering wheel		•	•
Heated leather covered steering wheel			•
Central front courtesy light	•	•	•
Central rear courtesy light	•	•	•
Fold out storage box on driver side lower fascia	•	•	•
Front door pockets	•	•	•
Glovebox with lid	•	•	•
Two drinks holders in centre console	•	•	•
Driver and front passenger sunvisors	•	•	•
Storage pockets on front seat backs		•	•
Front passenger vanity mirror	•	•	•
Dipping rear view mirror	•	•	•
60/40 split folding rear seat back	•	•	•
Illuminated load area	•	•	•
Front centre armrest		•	•
Interior ambient cabin lighting			•
Talino Jet Black cloth fabric seat trim with plain black side bolsters & surrounds	•		
Formula Jet Black cloth fabric seat trim with plain black side bolsters & surrounds		•	
Jetblack interior headliner		•	
Siena II Jet Black leather seat trim			•



YOUR NEW ASTRA IN DETAIL: IN-CAR TECHNOLOGY

IN-CAR TECHNOLOGY & ENTERTAINMENT FEATURES	SC	SRI	ELITE
Trip computer	•	•	•
Speedometer and rev counter	•	•	•
Fuel gauge with low-fuel warning light	•	•	•
Gear shift-up indicator	•	•	•
Multi-media system with 7" colour touchscreen	•	•	
AM / FM / DAB digital radio	•	•	•
Bluetooth® audio streaming	•	•	•
Bluetooth® mobile phone portal	•	•	•
Apple Car Play™ / Android Auto™	•	•	•
USB audio connection	•	•	•
Two rear USB charging points			•
Monochrome driver information display	•	•	
Enhanced driver information cluster display			•
Front 12-volt electrical accessory socket	•	•	•
Six speakers	•	•	•
8" colour digital instrument display			•
Front 12-volt electrical accessory socket	•	•	•
Six speakers	•	•	•



YOUR NEW ASTRA IN DETAIL: EXTERIOR STYLING

EXTERIOR STYLING FEATURES	SC	SRI	ELITE
Body colour door handles / door mirrors / rear roof spoiler	•	•	•
Silver-effect roof rails (Sports Tourer only)		•	
Chrome-effect upper window trim			•
Black upper window trim		•	
Solar absorbing window	•		
Chrome-effect headlight detail	•	•	•
Short roof antenna	•	•	•
16" 5-steel silver wheels	•		
17" 5-twinspoke alloy wheels		•	
17" multi-spoke alloy wheels			•



YOUR NEW ASTRA IN DETAIL: LIGHTING & VISIBILITY

LIGHTING & VISIBILITY FEATURES	SC	SRI	ELITE
Halogen headlamps	•		
LED headlamps		•	•
LED daytime running lamps	•	•	•
Automatic on-off headlamp control	•	•	•
Automatic light switch with tunnel detection		•	•
LED side repeat indicators	•	•	•
Front fog lamps		•	•
Rear fog lights	•	•	•
Rear reversing light	•	•	•
High level centre rear brake light	•	•	•
Hazard warning lights	•	•	•
Lights-on audible warning	•	•	•
Door-to-door illumination	•	•	•
Headlight levelling system: manual	•	•	•
Solar heat absorbing windscreen		•	•
Two-speed windscreen wipers with variable intermittent wipe	•	•	•
Intermittent rear window wash / wipe	•	•	•
Rain-sensitive windscreen wipers		•	•
Automatic anti-dazzle rear view mirror		•	•
Park Assist rear		•	•
Park Assist front and rear			•
Rear view camera			•
Side blind spot alert			•



CHOOSE YOUR TRIM



Talino fabric seats in Jet Black



Formula fabric seats in Jet Black



Siena leather seats in Jet Black

INTERIOR FEATURES	SC	SRI	ELITE
Talino fabric seats in Jet Black	.		
Formula fabric seats in Jet Black		.	
Sports-style front seats		.	.
Siena leather seats in Jet Black			.



CHOOSE YOUR EXTERIOR COLOUR



Navy Blue



Summit White*



Lava Red*



Cosmic Grey*



Sovereign Silver*






Mineral Black*



Aegean Blue*



CHOOSE YOUR WHEELS AND TYRES*

ALLOY WHEELS		SC	SRI	ELITE
	16-inch silver steel wheels 205/55 R 16 91V	•		
	17-inch silver 5-twin spoke alloy wheels 225/45 R 17 91V		•	
	17-inch silver 10-spoke alloy wheels 225/45 R 17 91V			•



ENGINES: PERFORMANCE, FUEL ECONOMY AND EMISSIONS

	1.2 110BHP TURBO START STOP	1.2 145BHP TURBO START STOP	1.5 105BHP TURBO START STOP	1.5 122BHP TURBO START STOP	1.5 122BHP TURBO AUTOMATIC START STOP
Capacity	1199cc	1199cc	1496cc	1496cc	1496cc
Maximum power	110bhp (81kW) @ 4500rpm	145bhp (107kW) @ 5500rpm	105bhp (77kW) @ 3250rpm	122bhp (90kW) @ 3500rpm	122bhp (90kW) @ 3500rpm
Maximum torque	195Nm (143 lb.ft.) @ 2000 - 3500rpm	225Nm (165 lb.ft.) @ 2000 - 3500rpm	260Nm (191 lb.ft) @ 1500 - 2500rpm	300Nm (221 lb.ft) @ 1750 - 2500rpm	285Nm (210 lb.ft) @ 1500 - 2750rpm
Configuration	3 cylinders, 4 valves per cylinder, double overhead camshafts	3 cylinders, 4 valves per cylinder, double overhead camshafts	3 cylinders, 4 valves per cylinder, double overhead camshafts	3 cylinders, 4 valves per cylinder, double overhead camshafts	3 cylinders, 4 valves per cylinder, double overhead camshafts
Transmission	6-speed manual	6-speed manual	6-speed manual	6-speed manual	9-speed automatic
Fuel / induction system	Turbocharger with Variable Valve Timing (VVT). Spark ignited direct injection (SIDI).	Turbocharger with Variable Valve Timing (VVT). Spark ignited direct injection (SIDI).	Turbocharger. Common rail fuel injection	Turbocharger. Common rail fuel injection	Turbocharger. Common rail fuel injection
Fuel tank capacity	48 litres	48 litres	48 litres	48 litres	48 litres
Emission compliance	EURO 6d	EURO 6d	EURO 6d	EURO 6d	EURO 6d
Service interval	32,000km or 1-year (whichever occurs soonest)	32,000km or 1-year (whichever occurs soonest)	32,000km or 1-year (whichever occurs soonest)	32,000km or 1-year (whichever occurs soonest)	32,000km or 1-year (whichever occurs soonest)
Steering	Power-assisted steering				
Brakes and discs	• Anti-lock Braking System (ABS) • Electronic Brake Force Distribution (EBFD) • Emergency Brake Assist • Cornering Brake Control • Straight Line Stability Control				
	Front ventilated discs: 276mm diameter / Rear discs: 264mm diameter				
HATCHBACK					
Maximum speed (km/hr)	199	220	199	209	204
Acceleration (0 - 100km/hr)	10.2	9.7	10.2	9.7	10.2
Fuel economy (litres/100km)* Combined low: high	5.2: 6.0	5.2: 6.0	4.3: 4.7	4.4: 4.9	5.0: 5.6
CO2 emissions (g/km)* Combined low: high	119: 126	119: 126	113: 120	115: 123	133: 138
SPORTS TOURER					
Maximum speed (km/hr)	N/A	N/A	N/A	209	N/A
Acceleration (0 - 100km/hr)	N/A	N/A	N/A	9.9	N/A
Fuel economy (litres/100km)* Combined low: high	N/A	N/A	N/A	4.4: 4.7	N/A
CO2 emissions (g/km)* Combined low	N/A	N/A	N/A	116: 128	130: 133
WEIGHTS					
Gross Vehicle Weight (KG): hatchback	1805	1805	1880	1880	1920
Gross Vehicle Weight (KG): sports tourer	N/A	N/A	N/A	1945	N/A

E&OE June 2021. *Fuel consumption figures are determined according to the WLTP test cycle. The fuel consumption you achieve under real life driving conditions and CO2 produced will depend upon a number of factors, including the accessories fitted after registration, variations in driving styles, weather conditions and vehicle load. All diesel models feature BlueInjection. Vehicles with BlueInjection technology will need regular AdBlue® top-ups also between servicing requirements. An indicator integrated into the on-board computer will warn you when you need to top up. More information see www.opel.ie/adblue.



DIMENSIONS AND CAPACITIES

HATCHBACK



SPORTS TOURER



LOADSPACE DIMENSIONS mm	HATCHBACK	SPORTS TOURER
Load floor length (rear seats folded)	1575	1705
Load floor length (behind rear seats)	828	1065
Load area width	1001	1050
Load area height	841	822
Tailgate aperture width (maximum)	1015	1032
Tailgate aperture height	600	747
LUGGAGE CAPACITIES (litres)	HATCHBACK	SPORTS TOURER
Rear seat up (under luggage compartment cover)	370	540
Rear seat down (measured to roof)	1210	1630

