


NEW COMBO LIFE

Price and Specification Guide | 4 November 2019 | Model Year 2020



CONTENTS

To find the information you want use the links below to navigate around the guide:

RANGE HIGHLIGHTS >

Explore the New Combo Life range and find your perfect model.

MODELS >

Find all the information you need about your chosen model.

PRICES >

Find recommended retail prices and tax bands.

FEATURES/OPTIONS >

Tailor your chosen model to suit your needs with everything from satellite navigation to rear-view camera and parking sensors.

EXTERIOR COLOURS >

Add some sparkle to your car with a metallic paint.

WHEELS AND TYRES >

Why not upgrade to a set of distinctive alloy wheels to give your car more presence.

PERFORMANCE, FUEL ECONOMY AND EMISSIONS >

Know how many litres you are using around town, the CO₂ figures and the 0-100km/h time.

DIMENSIONS >

Ensure your car will fit in the garage and know how much luggage you can take for a long weekend away.

SPECIFICATIONS >

Towing weights, engine details and other useful details you may need to know.

COMBO LIFE HIGHLIGHTS



ENERGY	from €24,400
Features:	
Infotainment:	
<ul style="list-style-type: none">• AM/FM/DAB digital radio, Bluetooth®, USB audio connection with four speakers• Touchscreen infotainment system• 8-inch colour touchscreen	
Interior convenience/styling:	
<ul style="list-style-type: none">• Height-adjustable driver's seat• 60/40 split-folding rear seat back• Air conditioning• Steering wheel mounted audio controls• 3.5-inch colour display• Chrome-effect instrument rings• Chrome-effect interior door handles	
Exterior convenience/styling:	
<ul style="list-style-type: none">• Electrically adjustable / heated door mirrors• Electrically operated front windows• Nearside and offside sliding side-access doors with opening windows• Daytime running lights• Tailgate with heated rear window and wiper• Body-colour front and rear bumpers• Emergency tyre inflation kit• Body-colour exterior door mirrors and handles• Front and rear parking sensors• Front fog lights• 16-inch alloy wheels with 205/60 R16 tyres• Automatic windscreen wipers• High beam assist• Body-colour side protection mouldings	

ENERGY (continued)	
Safety/security:	
<ul style="list-style-type: none">• Automatic emergency braking with pedestrian detection• Electronic stability programme with traction control• Forward collision alert• Lane keep assist with lane departure warning• Automatic lighting control• Keyless entry and start (on automatic models)• Cruise control with speed limiter• Speed sign recognition• Six airbags• Driver drowsiness system	
7-SEAT	from €25,350
7-seat models additionally feature:	
<ul style="list-style-type: none">• 35/30/35 split-folding second-row seats with fold-flat facility• Two individual split-folding and removable third-row seats• Sliding facility for third-row seats (XL models only)• Front-seat back pockets• Two foldable tables with cupholders	

ENERGY



ENERGY PRICES

	5-seat MPV		7-seat MPV	
	RRP	CO ₂ (g/km)	RRP	CO ₂ (g/km)
Petrol				
1.2 (110PS) Turbo Start/Stop	€24,795	122	–	–
Diesel				
1.5 (100PS) Turbo D Start/Stop	€24,400	107	€25,350	110
1.5 (130PS) Turbo D Start/Stop Automatic	€28,195	106	–	–

ENERGY XL PRICES

Diesel				
1.5 (100PS) Turbo D Start/Stop	–	–	€27,200	115

The above is for information purposes only as our products are continually updated and changes may be made to the specifications at any time. If you require any specific feature, you must consult your authorised Opel Dealer who is regularly updated with any change in specification. Specifications are subject to change without notice. RRP does not include recommended delivery charge of €700. This price includes the recommended cost of PDI, number plates and delivery to an Opel Dealer. The recommended delivery charge does not include fuel supplied by the Dealer, Motor insurance or any other goods or services supplied by agreement between the Dealer and the customer. Prices effective 4 November 2019. Prices subject to alteration or change without notice or obligation.



FEATURES

Infotainment:

- Touchscreen infotainment system digital radio, Bluetooth® audio streaming, Bluetooth® mobile phone portal, USB audio connection
- 8-inch colour touchscreen
- Apple CarPlay™/Android Auto™
- Six speakers

Interior convenience/styling:

- Height-adjustable driver's seat
- Air conditioning
- Steering wheel mounted audio controls
- Chrome-effect instrument rings
- Chrome-effect interior door handles
- 60/40 split-folding rear seat back (5-seat models)
- 35/30/35 split-folding second-row seats with fold-flat facility (7-seat models)
- Two individual split-folding and removable third-row seats (7-seat models)
- Sliding facility for third row seats (7-seat XL models only)
- Front-seat back pockets (7-seat models)
- Two foldable tables with cupholders (7-seat models)
- Luggage compartment cover

Exterior convenience/styling:

- Keyless entry and start – Standard on automatic models only
- Automatic windscreen wipers
- High beam assist

- Front and rear parking sensors
- Front fog lights
- Electrically adjustable/heated body-colour door mirrors
- Electrically operated front windows with safety autoreverse and one-touch up/down facility
- Nearside and offside sliding side-access door with opening windows
- Daytime running lights
- Tailgate with heated rear window and wiper
- Body-colour bumpers, door handles and side-access door railcovers
- Body-colour side protection mouldings
- 16-inch alloy wheels with 205/60 R16 tyres
- Emergency tyre inflation kit

Safety/security:

- Automatic emergency braking with pedestrian detection
- Electronic stability programme with traction control
- Anti-lock braking system
- Forward collision alert
- Emergency brake assist
- Lane keep assist with lane departure warning
- Automatic lighting control
- Cruise control with speed limiter
- Speed sign recognition
- Six airbags
- Driver drowsiness system

COMBO LIFE PRICES

	Transmission	Fuel Type	Tax €	RRP €
ENERGY				
1.2 (110PS) Turbo Start/Stop	Manual	Petrol	270	24,795
1.5 (100PS) Turbo D Start/Stop	Manual	Diesel	200	24,400
1.5 (130PS) Turbo D Start/Stop	Automatic	Diesel	200	28,195
ENERGY (7-seat)				
1.5 (100PS) Turbo D Start/Stop	Manual	Diesel	200	25,350
ENERGY XL (7-seat)				
1.5 (100PS) Turbo D Start/Stop	Manual	Diesel	200	27,200

The above is for information purposes only as our products are continually updated and changes may be made to the specifications at any time. If you require any specific feature, you must consult your authorised Opel Dealer who is regularly updated with any change in specification. Specifications are subject to change without notice. RRP does not include recommended delivery charge of €700. This price includes the recommended cost of PDI, number plates and delivery to an Opel Dealer. The recommended delivery charge does not include fuel supplied by the Dealer, Motor insurance or any other goods or services supplied by agreement between the Dealer and the customer. Prices effective 4 November 2019. Prices subject to alteration or change without notice or obligation.

FEATURES/OPTIONS

SAFETY

	Option code	Energy	Prices including taxes (€)
Driver/passenger airbags • Driver’s airbag • Front passenger’s airbag • Two front seat side-impact airbags • Full-size curtain airbags for driver and front and outer rear seat passengers		●	
Seatbelts • Lap and diagonal inertia-reel seatbelts (height-adjustable front) • Front body-lock diagonal seatbelt pretensioner system – Tightens the seatbelt during the early stages of a frontal impact • Drivers and front passenger’s lap belt pretensioner system • Front seatbelt force limiters – Reduces potential upper body injuries during a frontal impact • Anti-submarining ramps in front seats – Help prevent occupants sliding underneath the lap belt during a collision • ‘Seatbelt unfastened’ audible warning and warning light		●	
Child safety • Deactivation switch for front passenger’s front and side-impact airbags – Permits the safe use of a child seat in the front passenger seat • ISOFIX child seat mountings incorporating top tether anchor points located on second-row rear seats (does not include child seat) – Allows ISOFIX child safety seats to be securely fixed into the car. The ISOFIX mounting system reduces forward movement in an accident and makes the child seat easier to install • Child-proof locks on rear doors		●	
Driver/passenger safety • Energy-absorbing steering column • Side-impact protection beams • Reinforced passenger safety cell • Deformation zones front and rear		●	
Braking and stability • Electronic stability programme • Anti-lock braking system • Corner stability control • Traction control • Hill start assist • Engine drag torque control – Improves directional stability by preventing the driven wheels from locking on slippery surfaces under the influence of engine braking • Emergency brake assist • Electronic brakeforce distribution		●	
Tyre pressure • Deflation detection system		●	

FEATURES/OPTIONS

DRIVER ASSISTANCE

	Option code	Energy	Prices including taxes (€)
Cruise control with speed limiter and intelligent speed adaptation The cruise control feature enables you to maintain a constant speed – making it ideal for economical motorway driving. The speed limiter function can be set to ensure that you do not exceed the speed limit and can be easily overridden if required. Working in conjunction with speed sign recognition, when a new speed limit is detected a message appears in the driver information display. You can then set the cruise control to the new speed limit with a simple press on a steering wheel button.		●	
Front camera system A range of class-leading driver assistance and safety features are controlled by the front camera system.			
Lane keep assist with lane departure warning If the driver has not actively steered or signalled, the lane departure warning system provides gentle steering correction and warns when the car moves outside of lane markings at speeds above 65km/h. • Warning light in instrument cluster • Audible warning • Facia on/off switch		●	
Speed sign recognition Detects and then displays speed limits, reducing uncertainty and the risk of speeding. • Recognises different speed signs, including temporary speed restrictions • Displays reminder in the instrument cluster			
Driver drowsiness system The system monitors driving time and driving behaviour to help prevent accidents caused by tiredness.		●	
Forward collision alert The system operates automatically from 5km/h and gives an audible warning as well as a visual warning when approaching another vehicle too quickly.		●	

FEATURES/OPTIONS

DRIVER ASSISTANCE CONTINUED

	Option code	Energy	Prices including taxes (€)
Automatic emergency braking with pedestrian detection The system works automatically in conjunction with forward collision alert, at speeds between 5 and 85km/h, and detects both vehicles and pedestrians. If no avoiding action is taken by the driver, at speeds below 30km/h the system automatically slows the vehicle to a full stop with emergency braking of 0.9g. At speeds above 30km/h it brakes automatically to reduce speed by a maximum of 22km/h – To reduce speed even further the driver must brake him/herself. The operational speed range of the system depends on the detected obstacle (mobile target: from 5 to 85km/h; fixed target: from 5 to 85km/h; pedestrian: from 5 to 60km/h). Opel driver assistance systems are intended to support the driver within the system-imminent limitations. The driver remains responsible for the driving task.		●	
Parking sensors • Front and rear parking distance sensors with audible warning		●	
• Rear parking distance sensors with audible warning	UD7	●	
Parking Pack Intelligent ultrasonic sensors form part of the solution for today’s crowded roads and car parks – Delivering exceptional assistance both when parking and protecting you on the open road. – Only available in conjunction with optional navigation unit. • 180° panoramic rear-view camera • Side blind spot alert • Electrically foldable door mirrors • Electrically operated rear windows	OL5	○	500
Automatic cruise control	K38	○	350

Prices effective as of 4 November 2019. Prices are subject to alteration without notice or obligation. ● = Standard equipment. ○ = Optional at extra cost.

FEATURES/OPTIONS

DRIVER ASSISTANCE CONTINUED

	Option code	Energy	Prices including taxes (€)
Advanced park assist Advanced park assist not only detects suitable parking spaces but also expertly steers into them for you. All you have to do is to drive forward or reverse and brake. The system works with both parallel and bay parking. <ul style="list-style-type: none">• Automatic pull-out function• Ultrasonic side sensors identify suitable parking spaces at speeds up to 20km/h• Fully automated steering• Detailed forward/reverse instructions are shown in the instrument cluster – Only available when the optional Parking Pack is specified	UFQ	○	985
Head-up display The head-up display projects key information onto the windscreen so that the driver’s eyes remain on the road at all times. The display is adjustable for height and brightness. Displays: <ul style="list-style-type: none">• Navigation directions (where fitted)• Speedometer• Rev counter• Set speed of cruise control and speed limiter• Forward collision alert	UV6	○	455
All Weather Pack For those drivers who regularly take their vehicle off road, this pack helps the driver cope with whatever conditions they encounter. Please note: The All Weather Pack option affects CO ₂ emissions which may result in a change in Vehicle Excise Duty. <ul style="list-style-type: none">• IntelliGrip: A choice of five selectable modes to suit the driving conditions: ESP on, ESP off, snow, mud or sand• Includes all-weather tyres	PS4	○	250
Sight and Light Pack <ul style="list-style-type: none">• High beam assist• Rain-sensitive windscreen wipers – Standard on automatic models		●	
Automatic lighting control		●	

FEATURES/OPTIONS

SECURITY

	Option code	Energy	Prices including taxes (€)
Standard security features <ul style="list-style-type: none">• Electronically protected audio equipment• Engine deadlock immobiliser• Visible Vehicle Identification Number (VIN)• Locking wheel nuts (Energy models only)		●	
Remote control central locking <ul style="list-style-type: none">• Operates on doors, tailgate and fuel filler flap• Deadlocking• Driver’s internal central locking activation switch• Two folding keys, each with integral remote control function		●	
Remote control security alarm system <ul style="list-style-type: none">• Remote control (operates in conjunction with central locking)• Bonnet protection – Prevents access to the engine bay• Visible security LED on fascia• Luggage protection – Monitors the luggage compartment preventing access• Door protection – Monitors the position of all doors• Ultrasonic intrusion sensor• Power alarm sounder• Vehicle theft attempt and diagnostic indication – Shows in the display any attempt to enter or steal the vehicle during driver absence	PS6	○	300

DRIVER INFORMATION

Instrumentation <ul style="list-style-type: none">• Speedometer• Rev counter• Fuel gauge with low fuel level warning light• Water temperature gauge with warning light• Shift-up indication light (manual models only) – Indicates when to change gear for optimum fuel economy		●	
Driver information display (centrally located in instrument cluster) <ul style="list-style-type: none">• Displays trip computer data• Total mileage• Service-due indicator• Deflation detection system• 3.5-inch colour information display		●	
Multi-function trip computer (displayed on driver information display) <ul style="list-style-type: none">• Trip mileage• Vehicle range based on remaining fuel• Average speed• Average fuel economy• Instantaneous fuel economy		●	
Central fascia display (format dependent on infotainment unit) <ul style="list-style-type: none">• Audio information• Digital clock with automatic RDS time adjustment• Outside air temperature with ice warning function• Additional features dependent on infotainment unit (see infotainment for details)		●	


FEATURES/OPTIONS

SEATING AND COMFORT	Option code	Energy	Prices including taxes (€)
Adjustable steering column Reach and rake-adjustable steering column		●	
Comfort front seats Driver's seat: • Height • Reach • Backrest • Manual lumbar adjustment • Armrest • Under seat storage • Four-way adjustable head restraint Front passenger's seat: • Reach • Backrest • Four-way adjustable head restraint		●	
Rear seating Second-row: • Three-person layout 60/40 split-folding rear seat • Height-adjustable and removable head restraints • ISOFIX child seat mountings incorporating top tether anchor points located on rear seats (does not include child seat) – Allows ISOFIX child safety seats to be securely fixed into the car. The ISOFIX mounting system reduces forward movement in an accident and makes the child seat easier to install		●	
Rear seating Third-row (7-seat models): • Two individual removable/folding seats • Height-adjustable and removable head restraints		●	
Seat trim: • Mistral Grey with Angora Stripe fabric seat trim inserts		●	

Prices effective as of 4 November 2019. Prices are subject to alteration without notice or obligation. ● = Standard equipment.

FEATURES/OPTIONS

HEATING AND VENTILATION

	Option code	Energy	Prices including taxes (€)
Air conditioning <ul style="list-style-type: none">• Air recirculation facility• Cabin particulate filter – Removes dust, airborne particles and pollen.• Multi-speed fan• Illuminated controls		●	
Electronic climate control including air conditioning <ul style="list-style-type: none">• Dual-zone control – Allowing different, temperature settings for driver and front passenger.• Advanced predictive logic control system using sun sensors• Partial air recirculation – Faster warm up/cool down.• Cabin particulate filter – Removes dust, airborne particles and pollen• Automatic air direction and fan speed with manual override• LCD temperature display• Illuminated controls	CJ2	○	255
Winter Pack <div></div> <ul style="list-style-type: none">• Heated leather-covered steering wheel• Heated front seats <p>– Only available when cruise control and Safety Pack are specified. Not available on automatic models.</p>	XIBV	○	250

INTERIOR CONVENIENCE AND STORAGE

Mirrors <ul style="list-style-type: none">• Dipping rear-view mirror• Driver’s sunvisor incorporating vanity mirror with cover		●	
Front compartments <ul style="list-style-type: none">• Two facia-mounted drinks holders• Two drinks holders in centre console• Large open storage pocket behind infotainment screen• Small open storage compartment behind gear knob• Two large and two small open door pockets• Open storage compartment below glovebox• Full-width overhead storage shelf with ambient lighting		●	
Sunroof/storage <ul style="list-style-type: none">• Full-length panoramic glass sunroof with overhead storage and ambient lighting• Storage compartments above rear seats with additional access from rear load area <p>– Not available on XL models or 7-seat models</p>	C2K	○	1,250
Rear compartments <ul style="list-style-type: none">• Two door pockets		●	
Luggage area <ul style="list-style-type: none">• Luggage compartment cover		●	

Prices effective as of 4 November 2019. Prices are subject to alteration without notice or obligation. ● = Standard equipment. ○ = Optional at extra cost.

FEATURES/OPTIONS

INTERIOR CONVENIENCE AND STORAGE CONTINUED	Option code	Energy	Prices including taxes (€)
Child Pack <ul style="list-style-type: none">• Rear-view child-minder mirror – Located above the regular rear-view mirror and lets the driver as well as the front seat passenger keep an eye on the kids and the tailgate whilst maintaining full concentration on the road ahead• Rear side window sunblind • Fold-flat passenger seat • Luggage restraint net– Only available on 7-seat models	WV6	○	300

MECHANICAL

Front-wheel drive		●	
Five-speed manual gearbox – 1.5 (100PS) diesel models.		▲	
Six-speed manual gearbox – 1.2 (110PS) petrol models.		▲	
Eight-speed automatic transmission – 1.5 (130PS) diesel models.		▲	

FEATURES/OPTIONS

INFOTAINMENT

	Option code	Energy	Prices including taxes (€)
Multimedia Onboard features: <ul style="list-style-type: none">• 8-inch colour touchscreen• AM/FM stereo radio with 25 Station presets• DAB Digital radio• RDS with Traffic Programme• 20 watts per channel output• Four speakers Media connections: <ul style="list-style-type: none">• USB connection with iPod control• Bluetooth® A2DP audio streaming (Advanced Audio Distribution Profile) Mobile phone portal: <ul style="list-style-type: none">• Bluetooth® connectivity• Handsfree calls via steering wheel controls• Vehicle microphone• Phone book access – Contacts/last calls/missed calls etc. are mirrored on the display and are easily navigated using the touchscreen (features dependent on mobile phone) Smartphone interface: <ul style="list-style-type: none">• Apple CarPlay™• Android Auto™ – Smartphone projection that allows operations via voice command, touchscreen and buttons to control apps and music playback		●	
Multimedia Navi Pro Onboard features: <ul style="list-style-type: none">• 8-inch colour touchscreen• AM/FM stereo radio with 25 Station presets• DAB Digital radio• RDS with Traffic Programme• 20 watts per channel output• Four speakers Navigation features: <ul style="list-style-type: none">• Satellite navigation system• 3D street level mapping• European coverage• Structured or one-box destination entry• Points-of-interest search• Eco routing• Map updates via USB Media connections: <ul style="list-style-type: none">• USB connection with iPod control• Bluetooth® A2DP audio streaming (Advanced Audio Distribution Profile) Mobile phone portal: <ul style="list-style-type: none">• Bluetooth® connectivity• Handsfree calls via steering wheel controls• Vehicle microphone• Phone book access – Contacts/last calls/missed calls etc. are mirrored on the display and are easily navigated using the touchscreen (features dependent on mobile phone) Smartphone interface: <ul style="list-style-type: none">• Apple CarPlay™• Android Auto™ – Smartphone projection that allows operations via voice command, touchscreen and buttons to control apps and music playback	IO6	○	920

FEATURES/OPTIONS








INFOTAINMENT CONTINUED	Option code	Energy	Prices including taxes (€)
Steering wheel mounted audio controls		●	
Power supply <ul style="list-style-type: none">• 12-volt electrical accessory socket in centre console• 12-volt electrical accessory socket (passenger side)• USB charging point in glovebox• USB charging/infotainment points – Infotainment unit and rear of centre console		●	
220-volt electrical accessory socket <ul style="list-style-type: none">• 220-volt electrical accessory socket – In lieu of passenger side 12-volt electrical accessory socket	KI5	○	180
Wireless charging <ul style="list-style-type: none">• Wireless charger for mobile devices – Inductive wireless charging facility in lower facia	K4C	○	180
EXTERIOR STYLING AND CONVENIENCE			
Body styling <ul style="list-style-type: none">• Chrome-effect front grille bar• Body-colour door handles/mirrors• Body-colour bumpers, side-protection mouldings and sliding rail cover		●	
Windscreen/windows <ul style="list-style-type: none">• Solar heat-absorbing windscreen• Two-speed windscreen wipers with variable intermittent wipe• Electrically operated front windows with safety autoreverse and one-touch facility• Tinted windows• Heated rear window• Intermittent rear window wash/wipe		●	
<ul style="list-style-type: none">• Dark-tinted rear windows – Only available when Parking Pack and Tailgate with opening window options are specified	AKO	○	150

FEATURES/OPTIONS

EXTERIOR STYLING AND CONVENIENCE CONTINUED	Option code	Energy	Prices including taxes (€)
Door mirrors <ul style="list-style-type: none">• Twin electrically adjustable/heated door mirrors• Manually folding door mirrors		●	
<ul style="list-style-type: none">• Electrically foldable door mirrors		□	
Tailgate <ul style="list-style-type: none">• Glazed tailgate with heated window and wash/wipe facility		●	
<ul style="list-style-type: none">• Glazed tailgate with opening heated window and wash/wipe facility– Only available with Parking Pack and dark-tinted rear windows	J20	○	250
Tow bar <ul style="list-style-type: none">• Detachable tow bar• Trailer stability programme integrated into ESP system	VQ9	○	650
Roof rails	E2R	○	275

Prices effective as of 4 November 2019. Prices are subject to alteration without notice or obligation. ● = Standard equipment. ○ = Optional at extra cost. □ = Available as part of an extra-cost option pack.


EXTERIOR COLOURS

				Energy	Prices including taxes (€)
Solid		Onyx Black (G7R)		●	
		Cool Grey metallic (GAC)		○	600
Two-coat		Night Blue metallic (GBT)			
		Cosmic Brown pearlescent (GLV)			

The colours reproduced may vary slightly from the actual paint colour. As a result they should be used as a guide only. Your Opel Dealer has a comprehensive display of our paint samples.

Prices effective as of 4 November 2019. Prices are subject to alteration without notice or obligation. ● = Standard equipment. ○ = Optional at extra cost.

WHEELS AND TYRES

	Option code	Energy	Prices including taxes (€)
Full-size steel spare wheel (in lieu of emergency tyre inflation kit)	RU9	○	180
<div></div> <div>16-inch seven-spoke alloy wheels<ul style="list-style-type: none">• 205/60 R 16 tyres• Emergency tyre inflation kit (in lieu of spare wheel)</div>		●	

PERFORMANCE, FUEL ECONOMY AND EMISSIONS

	Performance (manufacturer's figures)				Fuel economy (litres/100km)#		CO ₂ emissions g/km*
	Fuel Type	Wheel size (inches)	Maximum speed (km/h)	Acceleration 0-100km/h (sec)	Combined Low	Combined High	
COMBO LIFE							
1.2 (110PS) Turbo Start/Stop	Petrol	16	175	12.2	6.7	7.5	122
1.5 (100PS) Turbo D Start/Stop	Diesel	16	172	13.1	5.6	6.7	107
1.5 (130PS) Turbo D Start/Stop Automatic	Diesel	16	183	11.8	5.6	6.2	106
COMBO LIFE (7-SEAT)							
1.5 (100PS) Turbo D Start/Stop	Diesel	16	170	13.1	5.6	6.7	110
COMBO LIFE XL (7-SEAT)							
1.5 (100PS) Turbo D Start/Stop	Diesel	16	170	13.4	5.6	6.7	111


#Fuel consumption figures are determined according to the WLTP test cycle. Full data relating to WLTP test cycles can be found at: www.opel.ie/wltp

*CO₂ emissions figures are determined according to the WLTP test cycle however, a Government formula is then applied to translate these figures back to what they would have been under the outgoing NEDC test cycle, which WLTP replaces. The correct tax treatment is then applied.


Figures are intended for comparability purposes only. The fuel consumption you achieve under real life driving conditions and CO₂ produced will depend upon a number of factors, including the accessories fitted after registration, variations in driving styles, weather conditions and vehicle load. Only compare fuel consumption and CO₂ with other vehicles tested using the same technical procedures. For more information contact your local Opel Dealer.

DIMENSIONS

Loadspace Dimensions	LIFE	LIFE XL
Maximum load floor length – passenger seat folded	2700 (106.3)	3050 (120.1)
Maximum load length – behind front seats	1880 (74.0)	2230 (87.8)
Maximum load length – behind second-row seats	914 (36.0)	1350 (53.1)
Maximum load length – behind third-row seats	236 (9.3)	418 (16.5) – 566 (22.3)
Maximum load height	1126 (44.3)	1119 (44.0)
Maximum load width	1195 (47.0)	1195 (47.0)
Maximum width between wheel arches	1149 (45.2)	1129 (44.4)
Loading height	584 (23.0)	620 (24.4)
Maximum tailgate aperture width	1087 (42.8) – 1241 (48.9)	1087 (42.8) – 1241 (48.9)
Maximum tailgate aperture height	1126 (44.3)	1126 (44.3)
Maximum height under raised tailgate	1892 (74.5)	1892 (74.5)
Maximum side-access aperture width	640 (25.2) – 745 (29.3)	640 (25.2) – 745 (29.3)
Maximum side-access aperture height	1145 (45.1)	1145 (45.1)
Luggage Capacities* litres (cu.ft.)		
Behind front-row seats to glassline	1414 (49.9)	1672 (59.0)
Behind front-row seats to roof	2126 (75.1)	2693 (95.1)
Behind second-row seats to glassline	597 (21.1)	850 (30.0)
Behind second-row seats to roof	983 (34.7)	1538 (54.3)
Behind third-row seats	571 (20.2)	806 (28.5)




1921 (75.6)
excluding door mirrors
2107 (83.0)
including door mirrors



1921 (75.6)
excluding door mirrors
2107 (83.0)
including door mirrors


1841
(72.5)
including
roof rails



892 (35.1) 2785 (109.6) 726 (28.6)
4403 (173.3)

LIFE

1880
(74.0)
including
roof rails



892 (35.1) 2977 (117.2) 884 (34.8)
4753 (187.1)

LIFE XL

All measurements are in mm (inches) unless stated otherwise.
*Measured using the ECIE method.

SPECIFICATIONS

Transmission

Five-speed manual gearbox:

1.5 (100PS) Turbo D models.

Six-speed manual gearbox:

1.2 (110PS) Turbo

Eight-speed automatic transmission:

1.5 (130PS) Turbo D models.

Replacing the traditional lever, the automatic transmission selection-mode dial/drive wheel is an innovation solution that is both elegant and intuitive. By simply twisting the dial, the following modes can be selected:

• Park, for when the vehicle is stationary and the wheels are locked

• Drive, for automatic forward motion

• Neutral, for when the vehicle is stationary, wheels are free

• Reverse, for automatic backward motion

Fuel tank capacity

61 Litres (13.4 gallons) – Petrol models.

50 Litres (10.9 gallons) – Diesel models.

AdBlue tank capacity

17 Litres (3.7 gallons).

Steering

Turning circle (kerb-to-kerb) –

11.0m (36 ft) Life models,

11.8m (38.7 ft) Life XL models.

Weights and Towing Data kg

	Gross vehicle weight	Maximum towing weights Trailer with brakes (without brakes)
COMBO LIFE		
1.2 (110PS) Turbo	2040	1150 (600)
1.5 (100PS) Turbo D	2095	1300 (730)
1.5 (130PS) Turbo D Automatic	2130	1500 (730)
1.5 (100PS) Turbo D (7-seat)	2250	1150 (600)
COMBO LIFE XL		
1.5 (100PS) Turbo D (7-seat)	2310	1250 (600)

Gross vehicle weight

is the total permissible weight of the vehicle including passengers and their luggage. The maximum roof rack loading should not exceed 100kg on all models. The maximum towing weights are based on the ability of the car, with two occupants of 75kg each, to restart on a 12% gradient, which is approximately 1 in 8.3, at sea level. The permitted trailer load applies up to the specified incline and up to an altitude of 1000 metres above sea level. The permissible gross train weight decreases by 10% for every 1000 metres of additional altitude. Any extra weight, such as luggage or additional passengers, should be deducted from the maximum towing weight. Always fit Opel towing attachments and accessories available from your Opel Dealer. They are designed specifically for Opel models and carry a 12-month guarantee. During trailer towing do not exceed a maximum speed of 100km/h. This speed limit is also applicable in countries with higher permitted speeds for trailer-vehicle combinations. Pay attention to the local speed limits. For trailers with low driving stability and caravans the use of an oscillation damper is strongly recommended.

PETROL ENGINE

Engine	1.2 (110PS) Turbo Start/Stop
Capacity	1199cc
Maximum power	110PS (81kW) @ 5500rpm
Maximum torque	205Nm (151 lb.ft.) @ 1750rpm
Configuration	3 cylinders, 4 valves per cylinder, double overhead camshafts
Fuel/induction system	Turbocharger. Variable Valve Timing. Direct fuel injection
Emission compliance	Euro 6D (6.3)
Service interval	25,000km or 1 year (whichever occurs sooner)

DIESEL ENGINES

Engine	1.5 (100PS) Turbo D Start/Stop BlueInjection	1.5 (130PS) Turbo D Start/Stop BlueInjection
Capacity	1499cc	1499cc
Maximum power	100PS (75kW) @ 3500rpm	130PS (96kW) @ 3750rpm
Maximum torque	250Nm (184 lb.ft.) @ 1750rpm	300Nm (221 lb.ft.) @ 1750rpm
Configuration	4 cylinders, 4 valves per cylinder, double overhead camshafts	4 cylinders, 4 valves per cylinder, double overhead camshafts
Fuel/induction system	Variable-nozzle turbocharger with electric switching. Common rail direct injection	Variable-nozzle turbocharger with electric switching. Common rail direct injection
Emission compliance	Euro 6d-TEMP (6.2). Diesel Particulate Filter	Euro 6d-TEMP (6.2). Diesel Particulate Filter
Service interval	30,000km or 1 year (whichever occurs sooner)	30,000km or 1 year (whichever occurs sooner)