


# OPEL CORSA & CORSA-e

Price and Specification Guide | Ireland | June 2021

[FIND OUT MORE](#)





# CONTENTS

DISCOVER THE ALL-NEW CORSA, AUTOBEST BEST BUY CAR OF EUROPE 2020. THE FUTURE-READY GERMAN CITY-CAR, BLENDING EVERYDAY DRIVING FUN WITH EXCITING, BIG CAR TECHNOLOGY. NOW AVAILABLE IN A ZERO-EMISSIONS 100% ELECTRIC VERSION.

Range and prices	In-car technology and entertainment	Colours
Safety and security	Exterior styling and features	Technical Data
Comfort and convenience	Lighting and visibility	
Interior styling and features	Trims, colours, wheels and tyres	



E&OE June 2021.  
The content in this specification and price guide is for information purposes only. Our products are continually updated and changes may be made to the specifications at any time. If you require any specific feature, you must consult your authorised Opel Dealer who is regularly updated with any change in specification. Specifications are subject to change without notice. Images are used for illustrative purposes only. Vehicles illustrated may not necessarily reflect the correct specification. Contact your local Opel dealer for details.



## ALL NEW CORSA & CORSA-e RANGE PRICES\*

Trim	Fuel Type	Transmission	CO2 (WLTP)	Tax Band	Road Tax	RRSP* from €
<b>SC</b>						
1.2 75hp Stop Start	Petrol	5-speed manual	118	A6: 111 - 120	€190	€18,495
1.2 100hp Stop Start	Petrol	8-speed automatic	122	B1: 121 - 130	€200	€20,995
EV 136hp (50 kWh)	Electric	Automatic	0	A: 0	€120	€27,322 **
<b>SRI</b>						
1.2 75hp Stop Start	Petrol	5-speed manual	118	A6: 111 - 120	€190	€20,495
1.2 100hp Stop Start	Petrol	8-speed automatic	122	B1: 121 - 130	€200	€22,995
<b>SRI LIMITED EDITION</b>						
1.2 100hp Stop Start	Petrol	6-speed manual	119	A6: 111 - 120	€190	€21,495
<b>ELITE</b>						
1.2 100hp Stop Start	Petrol	6-speed manual	119	A6: 111 - 120	€190	€24,495
1.2 100hp Stop Start	Petrol	8-speed automatic	122	B1: 121 - 130	€200	€26,995
EV 136hp (50 kWh)	Electric	Automatic	0	A: 0	€120	€30,602 **

\*Recommended Retail Selling Price does not include Dealer delivery related charges, metallic paint or tyre recycling levy. RRSP price excludes the recommended cost of Pre-Delivery-Inspection, number plates and delivery to an Opel Dealer. \*\*Inclusive of SEIA grant and VRT rebate. Prices effective June 2021. E&OE 01/06/21. Prices are subject to alteration or change without notice or obligation.



# YOUR NEW CORSA IN DETAIL: SAFETY & SECURITY

SAFETY / SECURITY FEATURES	SC	SC (EV VERSIONS)	SRI	SRI LIMITED EDITION	ELITE	ELITE (EV VERSIONS)
ABS / Electronic Stability Programme (ESP) / Electronic Braking Distribution (EBD)	•	•	•	•	•	•
Driver / passenger front and side airbags	•	•	•	•	•	•
Passenger airbag deactivation switch (in glove box)	•	•	•	•	•	•
Front and rear curtain airbags	•	•	•	•	•	•
Forward collision alert	•	•	•	•	•	•
Sensor collision avoidance and mitigation: low speed	•	•	•	•	•	•
Pedestrian detection alert	•	•	•	•	•	•
Cruise control with speed limiter	•	•	•	•	•	•
Active Lane Keep Assist	•	•	•	•	•	•
Enhanced traffic sign recognition	•	•	•	•	•	•
Driver attention alert system	•	•	•	•	•	•
Remote central locking	•	•	•	•	•	•
Two-keys: one foldable, one static	•		•	•		
Two-keys: foldable		•			•	•
Keyless start		•			•	•
Keyless entry and start					•	•
Alarm		•				•
Body security pack:	•	•	•	•	•	•
Hill start assist	•	•	•	•	•	•
Hill start assist with electric parking brake		•	•		•	•
ISOFIX child seat fixings on outer rear seats	•	•	•	•	•	•
Electrical child-locking functionality on rear doors	•	•	•	•	•	•
Service-due indicator	•	•	•	•	•	•
Tyre deflation detection system	•	•	•	•	•	•
Tyre repair kit	•	•	•	•	•	•
Seat belt reminder (front and rear)	•	•	•	•	•	•
Driver and passenger 2-way adjustment head restraints	•	•	•	•	•	•



# YOUR NEW CORSA IN DETAIL: COMFORT & CONVENIENCE

COMFORT & CONVENIENCE FEATURES	SC	SC (EV VERSIONS)	SRI	SRI LIMITED EDITION	ELITE	ELITE (EV VERSIONS)
Electric power-assisted steering	•	•	•	•	•	•
Steering column adjustable for reach / rake	•	•	•	•	•	•
Steering wheel audio / phone / cruise controls	•	•	•	•	•	•
Manual air conditioning	•		•	•		
Electronic climate control: single zone		•			•	•
Pre-heating functionality (EV versions)		•				•
Quick heat electric heater (EV versions)		•				•
Heated front seats			•	•	•	•
Heated steering wheel				•	•	•
Flat-bottomed leather covered steering wheel	•	•	•	•	•	•
Electrically operated front windows	•	•	•	•	•	•
Electrically operated rear windows			•	•	•	•
Electrically adjustable, manual folding, heated door mirrors	•	•	•	•		
Electrically adjustable, power folding, heated door mirrors					•	•
Manual 6-way driver's seat adjustment: fore/aft, up/down with reclining seat back	•	•	•	•	•	•
Driver and front passenger comfort seats	•	•	•		•	•
Driver and front passenger dynamic seats				•		
Manual front passenger seat 4-way adjustment: fore/aft with reclining seat back	•	•	•	•		
Manual front passenger seat 6-way adjustment: fore/aft, up/down with reclining seat back					•	•
Cup holders: front	•	•	•	•	•	•



## YOUR NEW CORSA IN DETAIL: INTERIOR FEATURES

INTERIOR FEATURES	SC	SC (EV VERSIONS)	SRI	SRI LIMITED EDITION	ELITE	ELITE (EV VERSIONS)
Front single dome lamp with dual reading lamps	•	•	•	•	•	•
Driver and front passenger sunvisors with vanity mirror	•	•	•	•	•	•
Uplevel middle console: front center armrest with hidden storage, 2 cupholders front			•	•	•	•
Two-litre open door pockets	•	•	•	•	•	•
60/40 split folding rear seat back	•	•	•	•	•	•
Aluminium-effect sports pedals				•		
Fresez Marvel black fabric seat trim	•	•	•			
Banda Marvel black fabric seat trim				•		
Imagination, Captain Blue / Mistral black leather effect seat trim					•	•
Illuminated load compartment	•	•	•	•	•	•



# YOUR NEW CORSA IN DETAIL: IN-CAR TECHNOLOGY

IN-CAR TECHNOLOGY & ENTERTAINMENT FEATURES	SC	SC (EV VERSIONS)	SRI	SRI LIMITED EDITION	ELITE	ELITE (EV VERSIONS)
Trip computer	•	•	•	•	•	•
Speedometer and rev counter	•		•	•	•	
Fuel gauge with low-fuel warning light (ICE models only)	•		•	•	•	
Gear shift-up indicator (manual ICE models only)	•		•	•	•	
7" colour touchscreen	•	•				
7" colour touchscreen with navigation			•	•		
10" colour touchscreen with Navigation					•	•
3.5" digital driver information cluster: colour	•		•			
7" digital driver information cluster: multi-colour		•		•	•	•
AM / FM / DAB digital radio	•	•	•	•	•	•
Bluetooth® audio streaming	•	•	•	•	•	•
Apple Car Play™ / Android Auto™	•	•	•	•	•	•
USB audio connection: frt console	•	•	•	•	•	•
12V power outlet	•	•	•	•	•	•
Six speakers	•	•	•	•	•	•
OpelConnect		•				•





# YOUR NEW CORSA IN DETAIL: EXTERIOR STYLING

EXTERIOR STYLING FEATURES	SC	SC (EV VERSIONS)	SRI	SRI LIMITED EDITION	ELITE	ELITE (EV VERSIONS)
Body colour door handles	•	•	•	•	•	•
Black side window mouldings	•	•	•	•		
Black side window mouldings with chrome DLO belt					•	•
Black grained front grille finish	•	•	•	•	•	•
Body-colour front and rear bumpers	•	•	•	•	•	•
High gloss black B-pillars			•	•	•	•
Black painted roof and A-pillars			•	•	•	
Dark-tinted rear side and tailgate windows			•	•	•	
Chrome-effect exhaust tailpipe extension				•		
Corsa-e badging on window side and bonnet		•				•
16" steel wheel		•				
16" silver 8-spoke alloy wheels	•		•			
16" gloss black 4-double spoke alloy wheels				•		
17" diamond-cut gloss black 5-double spoke alloy wheels					•	
17" bi-colour silver and gloss black 5-spoke alloy wheels						•
Integrated rear roof spoiler	•	•	•	•	•	•
Short rod roof antenna	•	•	•	•	•	•





# YOUR NEW CORSA IN DETAIL: LIGHTING & VISIBILITY


LIGHTING & VISIBILITY FEATURES	SC	SC (EV VERSIONS)	SRI	SRI LIMITED EDITION	ELITE	ELITE (EV VERSIONS)
Body colour door handles	•	•	•	•	•	•
Black side window mouldings	•	•	•	•		
Black side window mouldings with chrome DLO belt					•	•
Black grained front grille finish	•	•	•	•	•	•
Body-colour front and rear bumpers	•	•	•	•	•	•
High gloss black B-pillars			•	•	•	•
Black painted roof and A-pillars			•	•	•	
Dark-tinted rear side and tailgate windows			•	•	•	
Chrome-effect exhaust tailpipe extension				•		
Corsa-e badging on window side and bonnet		•				•
16" steel wheel		•				
16" silver 8-spoke alloy wheels	•		•			
16" gloss black 4-double spoke alloy wheels				•		
17" diamond-cut gloss black 5-double spoke alloy wheels					•	
17" bi-colour silver and gloss black 5-spoke alloy wheels						•
Integrated rear roof spoiler	•	•	•	•	•	•
Short rod roof antenna	•	•	•	•	•	•
Rear parking distance sensors		•	•		•	•
Panoramic rear view camera			•		•	•




CHOOSE YOUR TRIM



Fabric seats in Fresez Marvel Black with inner and outer bolsters and dark stitching.



Fabric seats in Banda Marvel Black with inner and outer bolsters and red stitching.



Fabric seats in Captain Blue with inner bolsters and premium leather effect outer bolsters in Mistral Black.

INTERIOR FEATURES	SC	SC (EV VERSIONS	SRI	SRI LIMITED EDITION	ELITE	ELITE (EV VERSIONS)
Fresez Marvel black fabric seat trim	.	.	.			
Banda Marvel black fabric seat trim				.		
Signal Red seat stitching				.		
Sports-style front seats				.		
Imagination, Captain Blue seat trim with Mistral Black leather-effect surrounds					.	.



## CHOOSE YOUR EXTERIOR COLOUR

Navy Blue (G4B)\*  
Two-coat metallic paint†



Summit White (GAZ)\*\*  
Brilliant paint



Quartz Grey (G4i)\*\*  
Two-coat metallic



Moonstone Grey (G4o)\*\*  
Two-coat metallic



Voltaic Blue (G6L)\*\* (Corsa-e only)  
Two-coat metallic paint



Diamond Black (G7o)\*\*  
Two-coat metallic paint



Power Orange (GPQ)\*\* (Corsa-e only)  
Two-coat premium paint








Hot Red (G1R)\*\*  
Two-coat premium paint



E & OE June 2021. Images shown for illustration purposes only. Please discuss colours available with your local Opel Dealer. \*Premium, Metallic and Brilliant paint optional at extra cost. Due to the limitations of the printing process, the colours reproduced may vary slightly from the actual paint colour and trim material. As a result, they should be used as a guide only. Your Opel dealer has a comprehensive display of paint finishes.



# CHOOSE YOUR WHEELS AND TYRES

		SC	SC (EV VERSIONS)	SRI	SRI LIMITED EDITION	ELITE	ELITE (EV VERSIONS)
	16-inch silver 8 spoke alloy wheels 195/55 R 16 tyres Emergency tyre inflation kit (in lieu of spare wheel).	•		•			
	16-inch steel wheels 195/55 R 16 tyres Emergency tyre inflation kit (in lieu of spare wheel).		•				
	16-inch gloss black 4 double spoke alloy wheels 195/55 R 16 tyres Emergency tyre inflation kit (in lieu of spare wheel).				•		
	17-inch diamond-cut gloss black 5 double spoke alloy wheels 205/45 R 17 tyres. Emergency tyre inflation kit (in lieu of spare wheel).					•	
	17-inch bi-colour silver and gloss black 5-spoke alloy wheels 205/45 R 17 tyres Emergency tyre inflation kit (in lieu of spare wheel).						•
Spare wheel kit available as aftermarket optional extra. Please consult your local Opel Dealer.							



# ENGINES: PERFORMANCE, FUEL ECONOMY AND EMISSIONS

## PETROL ENGINES

	1.2 75BHP START STOP	1.2 100BHP TURBO START STOP
Capacity	1199cc	1199cc
Maximum power	75bhp (55kW) @ 5750rpm	100bhp (74kW) @ 5500rpm
Maximum torque	118Nm (87 lb.ft.) @ 2750rpm	205Nm (151 lb.ft.) @ 1750rpm
Configuration	3 cylinders, 4 valves per cylinder, double overhead camshafts	3 cylinders, 4 valves per cylinder, double overhead camshafts
Transmission	5-speed manual	6-speed manual
Fuel / induction system	Naturally aspirated with Variable Timing. Multi-point sequential fuel injection.	Turbocharger. Multi-point sequential fuel injection
Fuel tank capacity	40 litres	44 litres
Emission compliance	EURO 6.2	EURO 6.2
Service interval	25,000km or 1-year (whichever occurs soonest)	25,000km or 1-year (whichever occurs soonest)
Steering	Speed-sensitive power-assisted steering	
Brakes and discs	<ul style="list-style-type: none"> <li>• Anti-lock Braking System (ABS) • Electronic Brake Force Distribution (EBFD)</li> <li>• Emergency Brake Assist • Cornering Brake Control • Straight Line Stability Control</li> </ul>	
	Front ventilated discs: 356mm diameter	Front ventilated discs: 381mm diameter
	Rear drums: 203mm diameter	Rear discs: 356mm diameter
Maximum speed (km/hr)	174	194
Acceleration (0 - 100km/hr)	13.2	9.9
Fuel economy (litres/100km)* Combined low	5.3	5.4
Fuel economy (litres/100km)* Combined high	5.9	5.9
CO2 emissions (g/km)* Combined low	120	122
CO2 emissions (g/km)* Combined high	133	134
Kerb Weight withou driver (KG)	980	1090

E & OE June 2021. \*Fuel consumption figures are determined according to the WLTP test cycle. The fuel consumption you achieve under real life driving conditions and CO2 produced will depend upon a number of factors, including the accessories fitted after registration, variations in driving styles, weather conditions and vehicle load. Only compare fuel consumption and CO2 with other vehicles tested using the same technical procedures. For more information contact your local Opel Dealer.



## CORSA-e: 100% ELECTRIC

### DRIVE TRAIN

The electric motor of the Corsa-e has the following properties:

	CORSA-e
Power kW/bhp	100/136
Torque peak Nm	260
Acceleration 0 - 50km/h (secs)	2.8
Acceleration 0 - 100km/h (secs)	8.1
Maximum speed km/hr	150
Transmission	All-electric single-speed drive unit

### BATTERY

The battery is integrated into the chassis of the Corsa-e and sits below the front and rear seat rows in order to ensure a maximum amount of boot space. The battery pack is protected by special crash guards and is housed in a secure and fireproof encasing that is additionally cooled. It has the following properties:

	CORSA-e
Battery energy kWh	50
Voltage range V	300 - 450
Battery pack construction	216 cells (125 Ah): 18 modules, 12 cells per module
Battery thermal management	Glycol water colling
Method of high-voltage service disconnect	E-service plug
Electric range combined ltrs / km (WLTP)*	329 - 337
Battery warranty	8 years / 160,000km / 70% capacity
<b>TIME TO CHARGE (hrs)</b>	
- AC charging (0-100 %): cable Mode 2	~17 - 30
- AC charging (0-100 %): cable Mode 3	~5,15 - 7,3
- DC charging (0-80 %): 100 kW	0.5

### EV CLUSTER DESIGN

The Corsa-e is filled with easy-to-understand vehicle data monitors that provide the driver with the best possible overview in order to easily achieve efficiency and ensure maximum range. The new Corsa-e incorporates a specific cluster that displays everything a driver of an electric vehicle needs for a holistic overview.

### ELECTRIC VEHICLE GAUGE

- The energy usage zone displays how much of the energy is currently being used up. The higher the value, the more energy is being used. The highlighted 'ECO' field gives drivers a visual guide and target to help maximize the efficiency and range.
- The charge zone indicates that the battery is being partially charged by the energy recovery system.
- speedometer
- The battery charge displays the overall charge of the battery.
- The onboard computer in addition to the regular information on speed, range and other data, displays EV-specific information for a better overview.

### REGENERATIVE SYSTEM

The regenerative system enables the passive recovery of energy when in motion. The energy created by the resistance of the brakes against the drivetrain is utilised through the regenerative system and converted into DC voltage to partially recharge the battery.

The flow display shows the driver how much of the battery has been used up and how and when it is being charged from the regenerative braking system.

Green: highlights the battery and the state of charge.

Blue: highlights the influence of the regenerative braking system

### CHARGE

The charge pages display an image of the charge port with the corresponding LED charge status indication lights. Besides displaying the charge status, the menu allows the driver to choose from the following:

Immediate charging: The standard setting immediately starts charging as soon as the vehicle is docked for charging.

Delayed charging: This is especially useful for when cheaper electric rates are desired, i.e. charging at night.

This can be done by entering a charging starting time. The programme memorises the setting preventing the customer from having to enter it on a daily basis.

Note: After selecting the delayed charging mode, the push button of the charging flap needs to be pressed to confirm the choice. The charging options can also be controlled via the myOpel app.

### CHARGING FLAP

The charging flap also acts as a user interface and with its coloured LED lights signals the charging status.

White: welcome light that helps to light up the area, especially useful in dark conditions. Flashing green:

charging in progress. Solid green: charging complete. Solid blue: delayed charging toggled; changes to

flashing green when charging commences and solid green when charging is complete. Solid red: malfunction.

Additionally, the charging flap also includes the following: Delayed charging activation: a push button which is used to confirm the activation. Padlock LED: the padlock lights when the cable is correctly plugged in and locked.



# DIMENSIONS AND CAPACITIES

EXTERIOR DIMENSIONS mm	CORSA / CORSA-e
Vehicle length	4,060
Wheelbase	2,538
Overhang (front / rear)	831 / 691
Vehicle height	1,433
Tread width front	1,489
Tread width rear	1,488
Vehicle width (mirrors included)	1,960
Vehicle width (mirrors folded)	1,765
Maximum rear boot opening width	867
Maximum rear boot opening height	574
INTERIOR DIMENSIONS mm	CORSA / CORSA-e
Compartment length (1st / 2nd row)	885 / 1,697
Load floor width between wheel arches	1,018
Seat height (front / rear)	262
Shoulder room (front / rear)	1,360 / 1,324
Elbow room (front / rear)	1,382 / 1,344
Effective head room (front)	885
Effective head room (front with sunroof)	877
Effective head room (rear)	857
Effective head room (rear with sunroof)	857
LUGGAGE COMPARTMENT lts	CORSA / CORSA-e
Boot volume minimum	309
Boot volum maximum	1,118

