


# ALL-NEW CORSA

Price and Specification Guide | 4 November 2019 | Model Year 2020





# CONTENTS

Choose your Trim Level

Range Highlights

Models

Prices

Features/Options

Interior Style and Comfort

Infotainment

Exterior Colours

Wheels and Tyres

Engines and Technical Data

Performance, Economy and Emissions

Specifications

Dimensions

# CHOOSE YOUR TRIM LEVEL

## SC

First in the line-up is the wonderfully well-equipped SC, with an SC Premium version available.



## SRi

This sporty number is also available as an SRi Premium.



## Elite

The Elite comes with sat nav as standard.





# CORSA RANGE HIGHLIGHTS

## SC

**Standard features include:**

- 7-inch colour touchscreen
- Multimedia Infotainment system
- LED headlights with high beam assist
- 16-inch silver 4-twin spoke alloy wheels
- Air conditioning
- Cruise control with speed limiter
- Trip computer
- Driver's seat height adjuster
- Body-colour front and rear bumpers
- Remote control central locking
- Electrically operated front windows
- Electrically adjustable/heated door mirrors
- Lane departure warning with lane assist
- Speed sign recognition
- Leather-covered flat-bottom steering wheel
- Driver drowsiness system
- Automatic emergency city braking
- Anti-lock Braking System (ABS)
- Six airbags
- 60/40 split-folding rear seat back

## SRi

**Features over SC models:**

- Sports front and rear body styling
- Alloy-effect sports pedals
- Sport switch
- Sports-style front seats
- LED tail lights
- LED front fog lights
- Chrome-effect exhaust tailpipe extension
- Black roof and A-pillars
- Dark-tinted rear windows
- Rear parking distance sensors
- 16-inch silver Hurricane 4-twin spoke alloy wheels
- Electrically operated rear windows
- Remote control security alarm system
- OpelConnect

## ELITE

**Features over SC models:**

- Multimedia Navi Pro infotainment system
- 10-inch colour touchscreen
- OpelConnect
- Electronic climate control
- Heated front seats
- Heated steering wheel (excluding auto models)
- Rain-sensitive windscreen wipers
- Automatic headlight control
- Automatic anti-dazzle rear-view mirror
- Driver's and front passenger's seat height adjuster
- Centre armrest with storage
- Fabric/premium leather effect seat trim
- Panoramic rear-view camera
- Front and rear parking distance sensors
- Electrically folding door mirrors
- Keyless entry and start
- Electrically operated rear windows
- Black roof and A-pillars
- Side blind spot alert and flank guard
- Dark-tinted rear windows
- 17-inch diamond-cut gloss black 5-twin spoke alloy wheels
- Remote control security alarm system





# ALL-NEW CORSA SC



## SC

from €17,975

### Infotainment:

- Multimedia
  - 7-inch colour touchscreen
  - AM/FM/DAB digital radio
  - Bluetooth® audio streaming
  - Bluetooth® mobile phone portal
  - Apple CarPlay™/Android Auto™
  - USB audio connection
- Six speakers

### Interior convenience/styling:

- Air conditioning
- Flat-bottomed leather-covered steering wheel
- Cruise control with speed limiter
- Trip computer
- Speed-sensitive power-assisted steering
- Steering column adjustable for reach/rake
- Steering wheel audio/phone/cruise controls
- Driver's seat height adjuster
- 60/40 split-folding rear seat back

### Exterior convenience/styling:

- LED headlights
- 16-inch silver 4-twinspoke alloy wheels
- Remote control central locking
- Electrically operated front windows
- Electrically adjustable/heated door mirrors
- High beam assist
- Body-colour front and rear bumpers

### Safety/security features:

- Lane departure warning with lane assist
- Speed sign recognition
- Automatic emergency city braking
- Hill start assist
- ISOFIX child seat fixings on outer rear seats

## SC PREMIUM

from €18,875

### Features over SC

- Heated front seats
- Heated steering wheel (excluding auto models)
- Rain-sensitive windscreen wipers
- Automatic headlight control
- Automatic anti-dazzle rear-view mirror
- Rear parking distance sensors



# ALL-NEW CORSA SRi



SRi	€23,000	SRi PREMIUM	€24,300
<b>Infotainment:</b> <ul style="list-style-type: none"><li>• Multimedia<ul style="list-style-type: none"><li>– 7-inch colour touchscreen</li><li>– AM/FM/DAB digital radio</li><li>– Bluetooth® audio streaming</li><li>– Bluetooth® mobile phone portal</li><li>– Apple CarPlay™/Android Auto™</li><li>– USB audio connection</li></ul></li><li>• Six speakers • OpelConnect</li></ul>		<b>Features over SRi</b> <ul style="list-style-type: none"><li>• Heated front seats and steering wheel</li><li>• Rain-sensitive windscreen wipers</li><li>• Automatic headlight control</li><li>• Automatic anti-dazzle rear-view mirror</li><li>• Keyless entry and start</li><li>• Electric parking brake</li><li>• Electronic climate control</li><li>• Electrically folding door mirrors</li></ul>	
<b>Interior convenience/styling:</b> <ul style="list-style-type: none"><li>• Air conditioning</li><li>• Flat-bottomed leather-covered steering wheel</li><li>• Steering column adjustable for reach/rake</li><li>• Steering wheel audio/phone/cruise controls</li><li>• Sport switch • Sports-style front seats</li></ul>			
<b>Exterior convenience/styling:</b> <ul style="list-style-type: none"><li>• LED head and tail lights</li><li>• LED front fog lights</li><li>• 16-inch silver Hurricane 4-twinspoke alloy wheels</li><li>• Remote control central locking</li><li>• Electrically operated front and rear windows</li><li>• Electrically adjustable/heated door mirrors</li><li>• Chrome-effect exhaust tailpipe extension</li><li>• Black roof and A-pillars</li><li>• High gloss black B-pillars and roof spoiler</li><li>• Dark-tinted rear windows</li><li>• Rear parking distance sensors</li></ul>			
<b>Safety/security features:</b> <ul style="list-style-type: none"><li>• Lane departure warning with lane assist</li><li>• Speed sign recognition</li><li>• Automatic emergency city braking</li><li>• Remote control security alarm system</li><li>• ISOFIX child seat fixings on outer rear seats</li></ul>			

# ALL-NEW CORSA ELITE



## ELITE

from €23,645

### Infotainment:

- Multimedia Navi Pro
  - Satellite navigation system
  - 10-inch colour touchscreen
  - 2D/3D street level mapping
  - European coverage
  - Points-of-interest search
  - AM/FM/DAB digital radio
  - Bluetooth® audio streaming
  - Bluetooth® mobile phone portal
  - Apple CarPlay™/Android Auto™
  - USB audio connection
- Six speakers
- OpelConnect

### Interior convenience/styling:

- Electronic climate control
- Flat-bottomed leather-covered steering wheel
- Heated front seats and steering wheel (excluding auto models)
- Rain-sensitive windscreen wiper
- Automatic headlight control
- Automatic anti-dazzle rear-view mirror
- Driver's and front passenger's seat height adjuster
- Centre armrest with storage
- Fabric/premium leather effect seat trim

### Exterior convenience/styling:

- LED headlights
- 17-inch diamond-cut gloss black 5-twinspoke alloy wheels
- Panoramic rear-view camera
- Front and rear parking distance sensors
- Electrically adjustable/folding/heated door mirrors

- Keyless entry and start
- Electrically operated front and rear windows
- LED front fog lights
- Black roof and A-pillars
- Dark-tinted rear windows

### Safety/security features:

- Lane departure warning with lane assist
- Traffic sign recognition with intelligent speed adaptation
- Side blind spot alert and flank guard
- Automatic emergency city braking
- Remote control security alarm system
- ISOFIX child seat fixings on outer rear seats



# ALL-NEW CORSA RANGE

	Transmission	Fuel Type	Tax €	RRP €
SC				
1.2 (75PS)	5-speed manual	Petrol	180	17,975
1.2 (100PS) Turbo Automatic	8-speed Automatic	Petrol	180	21,695
1.5 (102PS) Turbo D	6-speed manual	Diesel	180	21,645
SC PREMIUM				
1.2 (75PS)	5-speed manual	Petrol	180	18,875
1.2 (100PS) Turbo Automatic	8-speed Automatic	Petrol	180	22,595
1.5 (102PS) Turbo D	6-speed manual	Diesel	180	22,545
SRi				
1.2 (100PS) Turbo	6-speed manual	Petrol	180	23,000
SRi PREMIUM				
1.2 (100PS) Turbo	6-speed manual	Petrol	180	24,300
ELITE				
1.2 (100PS) Turbo	6-speed manual	Petrol	180	23,645
1.2 (100PS) Turbo Automatic	8-speed Automatic	Petrol	180	25,495
1.5 (102PS) Turbo D	6-speed manual	Diesel	180	25,445

All diesel models feature BlueInjection. Vehicles with BlueInjection technology will need regular AdBlue® top-ups also between servicing requirements. An indicator integrated into the on-board computer will warn you when you need to top up. More information see [www.opel.ie/adblue](http://www.opel.ie/adblue)  
In accordance with regulations R (EC) No. 715/2007 and R (EC) No. 692/2008 (in the versions respectively applicable).

The above is for information purposes only as our products are continually updated and changes may be made to the specifications at any time. If you require any specific feature, you must consult your authorised Opel Dealer who is regularly updated with any change in specification. Specifications are subject to change without notice. RRP does not include recommended delivery charge of €700. This price includes the recommended cost of PDI, number plates and delivery to an Opel Dealer. The recommended delivery charge does not include fuel supplied by the Dealer, Motor insurance or any other goods or services supplied by agreement between the Dealer and the customer. Prices effective 4.11.19. Prices subject to alteration or change without notice or obligation.



# SAFETY

## STANDARD FEATURES

The following features are standard across the entire all-new Corsa range.

### Airbags

- Driver's airbag
- Front passenger's airbag
- Front seat side-impact airbags
- Full-size curtain airbags

### Seating

- Height-adjustable head restraints

### Seatbelts

- Inertia-reel lap and diagonal seatbelts
- 'Seatbelt unfastened' audible warning and warning light

### Braking

- Automatic emergency city braking
- Anti-lock Braking System (ABS)
- Emergency brake assist – When emergency braking is detected the vehicle automatically applies the maximum possible braking assistance

- Electronic brakeforce distribution – Automatically apportions the optimum braking force to each wheel.
- Hill start assist – Briefly maintains rear brake pressure to stop the vehicle rolling back on an incline.

### Tyre pressure

- Tyre pressure monitoring system

### Child Safety

- Deactivation switch for front passenger's airbag
- ISOFIX child seat mountings incorporating top tether anchor points located on outer rear seats (does not include child seat) – Allows ISOFIX child safety seats to be securely fixed into the car. The ISOFIX mounting system reduces forward movement in an accident and makes the child seat easier to install.
- Child-proof locks on rear doors
- Bonnet/headlight/wiper structure – Designed to reduce pedestrian head and upper body injuries.
- Upper and lower bumper design – Reduces upper and lower leg injuries.

### Stability

- Electronic Stability Programme (ESP)  
ESP monitors many different inputs to determine when the car starts to lose traction, it can then immediately respond by varying the brake pressure between up to three wheels and adjust the engine output to help correct the loss of traction and improve stability.

### Additional ESP features

- Traction control
- Cornering brake control
- Straight line stability control
- Drag torque control – Maintain stability on slippery roads when lifting off the accelerator or changing gear.



Hill start assist.



ISOFIX child seat mountings.



Automatic emergency city braking.

# DRIVER ASSISTANCE

## STANDARD FEATURES

The following features are standard across the entire all-new Corsa range. Specific features by model are outlined in the separate tabular information.

**Cruise control with speed limiter**  
With steering wheel mounted controls. Enables you to maintain a constant speed, making it ideal for economical motorway driving.

**Front camera system**  
A range of class-leading driver assistance and safety features are controlled by the front camera system.

**Forward collision alert**  
The system operates automatically from 5km/h and gives an audible warning as well as a visual warning when approaching another vehicle too quickly.

**Lane departure warning with lane assist**  
If the driver has not actively steered or signalled, the lane departure warning system provides gentle steering correction and warns when the car moves outside of lane markings at speeds above 65km/h.

- Warning light in instrument cluster
- Facia on/off switch

**Driver drowsiness system**  
The system monitors driving time and driving behaviour to help prevent accidents caused by tiredness.

**Speed sign recognition**  
Detects and then displays speed limits, reducing uncertainty and the risk of speeding.

- Recognises different speed signs, including temporary speed restrictions
- Displays reminder in the instrument cluster

## MODEL SPECIFIC FEATURES

	SC Premium	SRi	SRi Premium	Elite
Rain-sensitive windscreen wipers	●		●	●
Automatic headlight control	●		●	●
Automatic anti-dazzle rear-view mirror	●		●	●
Rear parking distance sensors	●	●	●	●
Electric parking brake	●	■	●	■
Panoramic rear-view camera				●
Front and rear parking sensors				●
Electrically folding door mirrors				●
Side blind spot alert and flank guard				●

■ = Standard on Automatic models.



# DRIVER INFORMATION AND SECURITY

## STANDARD FEATURES

The following features are standard across the entire all-new Corsa range. Specific features by model are outlined in the separate tabular information.

### Driver Information

#### Instrumentation

- Speedometer and rev counter
- Fuel gauge with low fuel level warning light
- Water temperature gauge with warning light
- Shift-up indication light (manual models only) – indicates when to change gear for optimum fuel economy.

#### Driver information display (centrally located in instrument cluster)

- Service-due indicator
- Deflation detection system
- 3.5-inch colour information display

#### Multi-function trip computer (displayed on driver information display)

- Trip mileage
- Vehicle range based on remaining fuel
- Average speed
- Average fuel economy
- Instantaneous fuel economy

#### Central facia display (format dependent on infotainment unit)

- Audio information
- Digital clock with automatic RDS time adjustment
- Outside air temperature with ice warning function
- Additional features dependent on infotainment unit (see infotainment for details)

### Security

- Electronic engine deadlock immobiliser
- Steering column lock
- Lockable fuel filler flap
- Remote control central door locking
- Two keys – One folding with integral remote

## MODEL SPECIFIC FEATURES

	SC	SC Premium	SRI	SRI Premium	Elite
EXTERIOR STYLING					
Remote control security alarm system			●	●	●
Keyless entry and start				●	●

# CONVENIENCE

## STANDARD FEATURES

The following features are standard across the entire all-new Corsa range. Specific features by model are outlined in the separate tabular information.

### Interior Convenience

- 12-volt electrical accessory socket
- Driver’s and front passenger’s sunvisors incorporating vanity mirrors with covers
- Illuminated glovebox with lid

- Interior courtesy light and front map reading lights
- Luggage compartment lighting
- Two-litre open door pockets

### Heating and Ventilation

- Air conditioning with air recirculation facility
- Cabin particulate filter – removes dust, airborne particles and pollen
- Four-speed fan with illuminated controls
- Four adjustable facia vents
- Windscreen and side window demist vents

### Exterior Convenience

- Solar heat-absorbing windscreen and windows
- Two-speed windscreen wipers with variable intermittent wipe
- Electrically operated front windows with safety autoreverse and one-touch facility
- Glazed tailgate with heated window and wash/wipe facility
- Twin electrically adjustable/heated door mirrors
- Remote control central door locking

## MODEL SPECIFIC FEATURES

	SC Premium	SRi	SRi Premium	Elite
HEATING AND VENTILATION				
Electronic climate control <ul style="list-style-type: none"><li>• Single-zone control</li><li>• Cabin charcoal filter</li><li>• Predictive logic control system using sun sensor</li><li>• Automatic air direction and fan speed with manual override</li><li>• LCD temp. display</li><li>• Six-speed fan</li><li>• Illuminated controls</li></ul>			●	●
Heated front seats	●		●	●
Heated steering wheel (excluding auto models)	●		●	●
EXTERIOR CONVENIENCE				
Electrically operated rear windows		●	●	●



# EXTERIOR STYLE AND LIGHTING

## STANDARD FEATURES

The following features are standard across the entire all-new Corsa range. Specific features by model are outlined in the separate tabular information.

### Exterior Styling

- Body-colour front and rear bumpers
- Body-colour door handles and mirror housings

- Chrome logo bar
- Integrated tailgate spoiler

### Exterior Lighting

- LED headlights
- High beam assist
- Lights-on audible warning

- LED daytime running lights
- Headlight levelling system
- Rear fog light
- Rear reversing light
- Centre rear brake light
- Hazard warning lights

## MODEL SPECIFIC FEATURES

	SC	SC Premium	SRi	SRi Premium	Elite
EXTERIOR STYLING					
High gloss black B-pillars			●	●	●
Black roof and A-pillars			●	●	●
Body-colour roof and A-pillars	●	●	No-cost option	No-cost option	No-cost option
Black lower side window mouldings	●	●	●	●	
Chrome-effect lower side window trim					●
Sports front and rear body styling			●	●	
Sports tailgate spoiler – auto models only	●	●			●
Dark-tinted rear side and tailgate windows			●	●	●
Chrome-effect exhaust tailpipe extension			●	●	
EXTERIOR LIGHTING					
Automatic lighting control		●		●	●
LED front fog lights			●	●	●
LED tail lights			●	●	

# INTERIOR STYLING AND COMFORT



**Steering wheel:**

- Three-spoke design
- Flat-bottomed
- Leather-covered
- Satin chrome-effect bezel
- Reach and rake adjustable

**Facia and door trim:**

- Mistral facia
- Jet Black door panels
- Chrome-effect interior door handles

**Seat trim:**

- Fresez Marvel Black fabric seat trim inserts
- Mistral fabric side bolsters and surrounds

**Seating:**

- Comfort front seats
- Driver's seat (six-way adjustable):
  - Height (up/down)
  - Reach (fore/aft)
  - Backrest (upright/recline)
- Front passenger's seat (four-way adjustable):
  - Reach (fore/aft)
  - Backrest (upright/recline)
- 60/40 split folding rear seats

SC model illustrated.



**Steering wheel:**

- Three-spoke design
- Flat-bottomed
- Leather-covered
- Satin chrome-effect bezel

**Facia and door trim:**

- Liquid Palladium facia with Hot Red accents
- Liquid Palladium cloth insert
- Chrome-effect interior door handles

**Seat trim:**

- Banda Marvel Black fabric seat trim inserts
- Mistral fabric side bolsters and surrounds
- Signal Red and Dark Titanium seat stitching

**Seating:**

- Sports-style front seats
- Driver's seat (six-way adjustable):
  - Height (up/down) – Reach (fore/aft)
  - Backrest (upright/recline)
- Front passenger's seat (four-way adjustable):
  - Reach (fore/aft)
  - Backrest (upright/recline)
- 60/40 split folding rear seats

SRi model illustrated.



# INTERIOR STYLING AND COMFORT

ELITE



## Steering wheel:

- Three-spoke design
- Leather-covered
- Satin chrome-effect bezel
- Reach and rake adjustable

## Facia and door trim:

- Silent Black facia with Galvano Chrome inserts
- Silent Black door panels
- Chrome-effect interior door handles

## Seat trim:

- Deep Blue/Mistral fabric seat trim inserts
- Premium leather-effect side bolsters and surrounds

## Seating:

- Comfort front seats
- Driver's seat (six-way adjustable):
  - Height (up/down)
  - Reach (fore/aft)
  - Backrest (upright/recline)
- Front passenger's seat (six-way adjustable):
  - Height (up/down) – Reach (fore/aft)
  - Backrest (upright/recline)
- 60/40 split folding rear seats

Elite model illustrated.



# INFOTAINMENT

## STANDARD FEATURES

### MULTIMEDIA

STANDARD ON SC, SC PREMIUM, SRI AND SRI PREMIUM MODELS

#### Onboard features:

- 7-inch colour touchscreen
- DAB Digital radio
- RDS with Traffic Programme
- AM/FM stereo radio with 25 station presets
- Six speakers
- 20 watts per channel output

#### Media connections:

- USB connection with iPod control
- Bluetooth® A2DP audio streaming (Advanced Audio Distribution Profile)

#### Mobile phone portal:

- Bluetooth® connectivity
- Vehicle microphone
- Handsfree calls via steering wheel controls
- Phone book access – Contacts/last calls/missed calls etc. are mirrored on the display and are easily navigated using the touchscreen (features dependent on mobile phone).

#### Smartphone interface:

- Apple CarPlay™
- Android Auto™
- Smartphone projection that allows operations via voice command, touchscreen and buttons to control apps and music playback.

#### Additional features:

- Steering wheel-mounted audio controls
- Flexible roof-mounted aerial





# INFOTAINMENT

## STANDARD FEATURES

### MULTIMEDIA NAVI PRO WITH 10-INCH TOUCHSCREEN

#### STANDARD ON ELITE MODELS

Features as Multimedia, with the addition of navigation features:

#### Onboard features:

- 10-inch colour touchscreen
- 7-inch digital instrument cluster

#### Navigation features:

- Satellite navigation system
- 2D/3D street level mapping
- European coverage
- Points-of-interest search
- Map updates via USB



## OPELCONNECT\*

### STANDARD ON SRi AND ELITE

#### e-Call:

Help when you need it, 24/7, 365 days a year, that's what you get with new OpelConnect. In an emergency, you'll be put in touch with a trained advisor, with just the touch of a button.

#### Live navigation and more:

You can also access live navigation services, receive regular vehicle diagnostic info plus there's a host of remote convenience features available through the MyOpel app.\*\*

- **Peace of mind:** emergency call and regular vehicle status and information
- **Convenience:** remote functions (e.g. lock/unlock the door).
- **Our additional services for electric vehicles:** trip planning, remote settings or public charging solutions – we keep you going!
- **Smart driving:** enjoy a relaxed ride thanks to live navigation and trip management



\*Services may require a subscription/fee and are subject to mobile network coverage and availability. Live navigation services are included for 3 years and thereafter are subject to an additional subscription fee.

\*\*Progressively available from January 2020, ask your Dealer for details.



# EXTERIOR COLOURS

**Navy Blue (G4B)\***  
Two-coat metallic paint†



**Summit White (GAZ)\*\***  
Brilliant paint €155



**Quartz Grey (G4I)\*\***  
Two-coat metallic paint €600



**Moonstone Grey (G4o)\*\***  
Two-coat metallic paint €600



**Voltic Blue (G6L)\*\***  
Two-coat metallic paint† €600



**Diamond Black (G7)\*\***  
Two-coat metallic paint €600



**Power Orange (GPQ)\*\***  
Two-coat premium paint €750






**Hot Red (GR)\*\***  
Two-coat premium paint €750





# WHEELS AND TYRES

		SC	SC Premium	SRI	SRI Premium	Elite
	<b>16-inch silver 4-twin spoke alloy wheels</b> 195/55 R 16 ultra low rolling resistance tyres. Emergency tyre inflation kit (in lieu of spare wheel).	●	●			
	<b>16-inch silver Hurricane 4-twin spoke alloy wheels</b> 195/55 R 16 ultra low rolling resistance tyres. Emergency tyre inflation kit (in lieu of spare wheel).			●	●	
	<b>17-inch diamond-cut gloss black 5-twin spoke alloy wheels</b> 205/45 R 17 tyres. Emergency tyre inflation kit (in lieu of spare wheel).					●
	<b>Emergency 15-inch steel spare wheel*</b>	€200	€200	€200	€200	€200

\*Not available on Corsa-e electric models.

# ENGINES\*

## Petrol engines

	1.2 (75PS) Start/Stop	1.2 (100PS) Turbo Start/Stop
Capacity	1199cc	1199cc
Maximum power	75PS (55kW) @ 5750rpm	100PS (74kW) @ 5500rpm
Maximum torque	118Nm (87 lb.ft.) @ 2750rpm	205Nm (151 lb.ft.) @ 1750rpm
Configuration	3 cylinders, 4 valves per cylinder, double overhead camshafts	3 cylinders, 4 valves per cylinder, double overhead camshafts
Fuel/induction system	Naturally aspirated with Variable Valve Timing. Multi-point sequential fuel injection	Turbocharger. Multi-point sequential fuel injection
Emission compliance	Euro 6d	Euro 6d
Service interval	25,000km or 1 year (whichever occurs sooner)	25,000km or 1 year (whichever occurs sooner)

## Diesel engine

	1.5 (102PS) Turbo D Start/Stop BlueInjection
Capacity	1499cc
Maximum power	102PS (75kW) @ 3500rpm
Maximum torque	250Nm (184lb.ft.) @ 1750rpm
Configuration	4 cylinders, 4 valves per cylinder, double overhead camshafts
Fuel/induction system	Turbocharger with intercooler. Variable Valve Timing. Multi-point sequential fuel injection
Emission compliance	Euro 6d-TEMP
Service interval	25,000km or 1 year (whichever occurs sooner)

\*Provisional data.



# PERFORMANCE, FUEL ECONOMY AND EMISSIONS†

	Wheel size (inches)	Performance (manufacturer's figures)		Fuel economy (litres/100km)#		CO <sub>2</sub> emissions g/km*
		Maximum speed (km/h)	Acceleration 0-100km/h (sec)	Combined Low	Combined High	
1.2 (75PS)	16	173	13.2	5.3	5.9	93
1.2 (100PS) Turbo	16/17	194	9.9	5.4	5.9	96
1.5 (102PS) Turbo D	16/17	188	10.2	4.0	4.5	85
1.2 (100PS) Turbo Automatic	16/17	191	10.8	5.8	6.2	99

## Weights and towing Data kg

	Gross vehicle weight	Maximum towing weights Trailer with brakes (without brakes)
1.2 (75PS)	1550	500 (500)
1.2 (100PS) Turbo	1620	1200 (580)
1.5 (102PS) Turbo D	1660	1200 (580)
1.2 (100PS) Turbo Automatic	1645	1200 (580)

#Fuel consumption figures are determined according to the WLTP test cycle. Full data relating to WLTP test cycles can be found at: [www.opel.ie/wltp](http://www.opel.ie/wltp)

\*CO<sub>2</sub> emissions figures are determined according to the WLTP test cycle however, a Government formula is then applied to translate these figures back to what they would have been under the outgoing NEDC test cycle, which WLTP replaces. The correct tax treatment is then applied.

Figures are intended for comparability purposes only. The fuel consumption you achieve under real life driving conditions and CO<sub>2</sub> produced will depend upon a number of factors, including the accessories fitted after registration, variations in driving styles, weather conditions and vehicle load. Only compare fuel consumption and CO<sub>2</sub> with other vehicles tested using the same technical procedures. For more information contact your local Opel Dealer.

†Provisional data.

**Please note:** Gross vehicle weight is the total permissible weight of the vehicle including passengers and their luggage. The maximum roof rack loading should not exceed 70kg. The maximum towing weights are based on the ability of the car, with two occupants of 75kg each, to restart on a 12% gradient, which is approximately 1 in 8.3, at sea level. The permitted trailer load applies up to the specified incline and up to an altitude of 1000 metres above sea level. The permissible gross train weight decreases by 10% for every 1000 metres of additional altitude. At altitudes above 1500 metres, the engine output may drop with a corresponding reduction in towing capability. Any extra weight, such as luggage or additional passengers, should be deducted from the maximum towing weight. With a trailer fully loaded, maximum noseweight should not exceed 55kg. Always fit Opel towing attachments and accessories available from your Opel Dealer. They are designed specifically for Opel models and carry a 12-month guarantee. With a trailer fully loaded, **maximum noseweight** should not exceed 75kg. Always fit Opel towing attachments and accessories available from your Opel Dealer. They are designed specifically for Opel models and carry a 12-month guarantee. During trailer towing do not exceed a maximum speed of 60mph. This speed limit is also applicable in countries with higher permitted speeds for trailer-vehicle combinations. Pay attention to the local speed limits. For trailers with low driving stability and caravans the use of an oscillation damper is strongly recommended.

# SPECIFICATIONS

## Transmission

- Front-wheel drive
- Five-speed manual gearbox
  - Available on 1.2 (75PS) models.
- Six-speed manual gearbox
  - Available on 1.2 (100PS) Turbo/1.5 (102PS) Turbo D models.
- Eight-speed automatic transmission
  - Available on 1.2 (100PS) Turbo models.

## Steering

- Speed-sensitive power-assisted steering

## Brakes

- Anti-lock Braking System (ABS)
- Electronic brakeforce distribution
- Emergency brake assist
- Cornering brake control
- Straight line stability control

### 1.2i (75PS)

Front ventilated discs: 356mm diameter

Rear drums: 203mm diameter

### 1.2i (102PS)/1.5 (100PS) Turbo D

Front ventilated discs: 381mm diameter

Rear discs: 356mm diameter

- Twin electrically adjustable/heated door mirrors
- Remote control central door locking

## Fuel tank capacity

- 40-44 litres (8.7-9.6 gallons) – drivetrain dependent

## Start/Stop technology

New Corsa's Start/Stop system offers real benefits by improving fuel economy and reducing CO<sub>2</sub> emissions, particularly in town. It does this by automatically stopping the engine when you come to a standstill, and then restarting as you prepare to move off.

Before automatically stopping the engine a number of system checks are carried out to ensure that it is both safe and practical to do so. To ensure safety, the driver must depress the clutch pedal, shift in to neutral, and then release the clutch pedal.

System checks carried out before Auto Stop activates include:

- Start/Stop system is not manually deactivated via the facia button
- Sufficient brake vacuum is available to prevent the car rolling down an incline
- Battery is in good condition and charged
- Outside air temperature and engine temperature are above specified minima
- Electronic climate control (where fitted) is not in maximum heating or maximum cooling mode
- Self-cleaning function of the diesel particulate filter is not active

If all of these conditions are satisfied then the vehicle will Auto Stop.

When you are ready to pull away from standstill, Auto Restart is activated by depressing the clutch pedal.

Whilst at a standstill the vehicle is continually monitored. If necessary, the engine will automatically be restarted. Conditions that would initiate an Auto Restart include:

- Low battery level
- Brake vacuum below specified minimum
- Start/Stop system is manually deactivated
- Stationary for 5.5 minutes



# DIMENSIONS AND CAPACITIES

All measurements in mm (inches) unless stated otherwise.



LOADSPACE DIMENSIONS	mm (in)
Maximum length behind rear seats	885 (34.8)
Maximum length rear seats folded	1697 (66.8)
Maximum width	867 (34.1)
Maximum height	574 (22.5)

LUGGAGE CAPACITIES	Litres (cu.ft.)
Rear seats up (under luggage compartment cover)	309 (10.9)
Rear seats folded (to roof)	1118 (39.4)