

# GRANDLAND X & GRANDLAND X PHEV /

Price and Specification Guide | Ireland | March 2021

[GET STARTED >](#)



O P E L





# CONTENTS

THE DOMINANT GRANDLAND X SUV IS READY FOR ANY ADVENTURE. PACKED WITH CUTTING-EDGE TECHNOLOGY AND A THRILLING DESIGN, THE GRANDLAND X IS AVAILABLE IN PETROL, DIESEL AND PLUG-IN PETROL HYBRID.



---

Range and prices

---

Exterior styling and features

---

Technical Data

---

Comfort and convenience

---

Lighting and visibility

---

Interior styling and features

---

Trims, colours, wheels and tyres

---

In-car technology and entertainment

---

Colours



E&OE March 2021.

The content in this specification and price guide is for information purposes only. Our products are continually updated and changes may be made to the specifications at any time. If you require any specific feature, you must consult your authorised Opel Dealer who is regularly updated with any change in specification. Specifications are subject to change without notice. Images are used for illustrative purposes only. Vehicles illustrated may not necessarily reflect the correct specification. Contact your local Opel dealer for details.



## GRANDLAND X & GRANDLAND X PHEV RANGE PRICES

	Transmission	Fuel Type	CO2 (WLTP)	Tax Band	Road Tax	RRSP* from €
<b>SC</b>						
1.2 turbo 130bhp Stop Start	6-speed manual	Petrol	140	B2: 131 - 140	€210	€29,995
1.5 turbo 130bhp Stop Start	6-speed manual	Diesel	129	B1: 121 - 130	€200	€31,795
<b>SRI</b>						
1.2 turbo 130bhp Stop Start	6-speed manual	Petrol	141	C1: 141 - 150	€270	€31,995
1.2 turbo 130bhp Stop Start	8-speed automatic	Petrol	146	C1: 141 - 150	€270	€34,495
1.5 turbo 130bhp Stop Start	6-speed manual	Diesel	130	B1: 121 - 130	€200	€33,795
1.5 turbo 130bhp Stop Start	8-speed automatic	Diesel	137	B2: 131 - 140	€210	€36,295
1.6 PHEV 225bhp FWD	8-speed automatic	Plug-in Petrol Electric Hybrid	32	A1: 1 - 50	€140	€38,695* **
<b>ELITE</b>						
1.2 turbo 130bhp Stop Start	6-speed manual	Petrol	140	B2: 131 - 140	€210	€33,995
1.2 turbo 130bhp Stop Start	8-speed automatic	Petrol	146	C1: 141 - 150	€270	€36,495
1.5 turbo 130bhp Stop Start	6-speed manual	Diesel	130	B1: 121 - 130	€200	€35,795
1.5 turbo 130bhp Stop Start	8-speed automatic	Diesel	136	B2: 131 - 140	€210	€38,295
1.6 PHEV 225bhp FWD	8-speed automatic	Plug-in Petrol Electric Hybrid	32	A1: 1 - 50	€140	€40,995* **

\*Recommended Retail Selling Price does not include Dealer delivery related charges, metallic paint or tyre recycling levy. RRSP price excludes the recommended cost of Pre-Delivery-Inspection, number plates and delivery to an Opel Dealer. \*\*Inclusive of SEAI grant. Prices effective March 2021. E&OE February 2021. Prices are subject to alteration or change without notice or obligation.



# YOUR NEW GRANDLAND X IN DETAIL: SAFETY & SECURITY

SAFETY / SECURITY FEATURES	ICE			PHEV	
	SC	SRI	ELITE	SRI	ELITE
ABS / Switchable Electronic Stability Programme (ESP) / Electronic Brake Force Distribution (EBD)	.	.	.	.	.
Corner stability control / traction control	.	.	.	.	.
Engine drag torque control: improves directional stability	.	.	.	.	.
Hydraulic brake assist	.	.	.	.	.
Driver / passenger front airbags	.	.	.	.	.
Deactivation switch for front passenger airbag in the case of child seat useage	.	.	.	.	.
Driver / passenger side airbags	.	.	.	.	.
Front and rear curtain airbags	.	.	.	.	.
Energy absorbing steering column	.	.	.	.	.
Reinforced passenger safety cell / side-impact protection beam	.	.	.	.	.
Cruise control with speed limiter and intelligent speed adaption	.	.	.	.	.
Lane departure warning: warning light in instrument cluster / audible warning	.	.	.	.	.
Side blind spot alert	.	.	.	.	.
Safety Pack:			.		
- Lane Keep Assist			.		
- Driver drowsiness system			.		
- Forward collision alert			.		
- Automatic emergency braking			.		
Traffic sign and speed sign recognition	.	.	.	.	.



## YOUR NEW GRANDLAND X IN DETAIL: SAFETY & SECURITY

SAFETY / SECURITY FEATURES	ICE			PHEV	
	SC	SRI	ELITE	SRI	ELITE
Height-adjustable front seat head restraints	•	•	•	•	•
Three height adjustable rear seat head restraints	•	•	•	•	•
Inertia reel lap and diagonal seatbelts for all seats	•	•	•	•	•
Dual seatbelt pretensioners on front seats	•	•	•	•	•
Pretensioners on outer rear seatbelt retractors	•	•	•	•	•
Load limiters on outer rear seatbelt retractors	•	•	•	•	•
Front and rear smart seatbelt unfastened audible warning and warning light	•	•	•	•	•
Child seat mountings on front passenger seat and outer rear seats	•	•	•	•	•
Child-locking functionality on rear doors	•	•	•	•	•
Hill start assist with electric parking brake	•	•	•	•	•
Tyre deflation detection system	•	•	•	•	•
Key left in ignition audible warning	•	•	•	•	•
Remote central locking / two folding keys: operates on doors, tailgate and fuel filler flap	•	•	•	•	•
Keyless entry & go				•	•
Deadlocking / engine deadlock immobiliser	•	•	•	•	•
Driver's internal central locking activation switch	•	•	•	•	•
Service-due indicator	•	•	•	•	•



# YOUR NEW GRANDLAND X IN DETAIL: COMFORT & CONVENIENCE

COMFORT / CONVENIENCE FEATURES	ICE			PHEV	
	SC	SRI	ELITE	SRI	ELITE
Speed-sensitive power-assisted steering	.	.	.	.	.
Steering colum adjustable for reach / rake	.	.	.	.	.
Steering wheel audio / phone / cruise controls	.	.	.	.	.
Manual air conditioning with particle filter	.	.			
Dual zone electronic climate control			.	.	.
Rain sensing front windscreen wipers	.	.	.	.	.
Automatic lighting control with tunnel detection	.	.	.	.	.
Automatic anti-dazzle rear view mirror	.	.	.	.	.
Electrically operated front windows	.	.	.	.	.
Electrically operated rear windows	.	.	.	.	.
Electrically adjustable / heated / folding door mirrors with puddle light	.	.	.	.	.
Winter Pack One:			.		
- Heated front seats			.		
- Heated leather-covered flat bottomed steering wheel			.		
- Heated windscreen			.		
AGR driver seat		.	.	.	.
Heated rear window	.	.	.	.	.
Sound absorbing windscreen	.	.	.	.	.
Front centre armrest	.	.	.	.	.
Centre rear seat armrest with ski pass through		.	.	.	.
Driver and front passenger sunvisors with vanity mirror	.	.	.	.	.
Driver and front passenger sunvisors with illuminated vanity mirror		.	.	.	.
Park Assist front and rear	.	.	.	.	.
Rear view camera		.	.		



# YOUR NEW GRANDLAND X IN DETAIL: INTERIOR FEATURES

INTERIOR FEATURES	ICE			PHEV	
	SC	SRI	ELITE	SRI	ELITE
Leather covered steering wheel	.	.	.	.	.
Heated leather covered steering wheel			.		
Central front courtesy light	.	.	.	.	.
Power driver's seat			.		.
Heated front seats			.		.
Driver seat adjustment: height, reach, backrest, head restraint	.	.	.	.	.
AGR driver seat		.	.	.	.
Passenger seat adjustment: reach, backrest, head restraint	.	.	.	.	.
Driver and passenger seat lumbar adjustment		.	.	.	.
Alloy effect door sill covers				.	.
Front door pockets	.	.	.	.	.
Glovebox with lid	.	.	.	.	.
Two drinks holders in centre console	.	.	.	.	.
Storage pockets on front seat backs		.	.	.	.
60/40 split folding rear seat back	.	.	.	.	.
Luggage compartment cover	.	.	.	.	.
Front centre armrest	.	.	.	.	.
Jet Black cloth fabric seat trim	.				
Jet Black cloth/vinyl fabric seat trim		.		.	
Jet black leather			.		.



# YOUR NEW GRANDLAND X IN DETAIL: IN-CAR TECHNOLOGY

IN-CAR TECHNOLOGY	ICE			PHEV	
	SC	SRI	ELITE	SRI	ELITE
R4.0 IntelliLink system	•	•	•		
- Smartphone projection, Apple CarPlay, Android Auto	•	•	•		
- 7" colour touchscreen	•	•	•		
- AM / FM / DAB radio	•	•	•		
- Bluetooth connectivity	•	•	•		
- USB connection with iPod control	•	•	•		
Wireless charging for mobile devices		•			
Navi 5.0 IntelliLink system				•	•
- Fully integrated European 3D sat nav system				•	•
- Smartphone projection, Apple CarPlay, Android Auto				•	•
- 8" colour touchscreen				•	•
- AM / FM / DAB radio				•	•
- Bluetooth connectivity				•	•
- USB connection with iPod control				•	•
- Voice control				•	•
3D instrument cluster				•	•
EV information display				•	•
6 speakers	•	•	•	•	•
Multi-function trip computer: fuel economy, vehicle range based on remaining fuel	•	•	•	•	•
Fuel gauge with low-fuel warning light	•	•	•	•	•
Gear shift-up indicator (manual models only)	•	•	•		
12-volt electrical accessory socket		•	•	•	•





# YOUR NEW GRANDLAND X IN DETAIL: EXTERIOR STYLING

EXTERIOR STYLING	ICE			PHEV	
	SC	SRI	ELITE	SRI	ELITE
Body colour door handles / door mirrors	.		.		
Black roof and door mirrors		.		.	.
Alloy-effect protective front and rear skid plates		.	.	.	.
Power operated tailgate				.	.
Black side upper window trim	.	.	.		
Chrome-effect side window trim				.	.
Dark-tinted rear privacy windows		.	.	.	.
Gloss black B-pillars		.	.	.	.
Electric folding door mirrors		.	.	.	.
Silver effect roof rails		.		.	.
Fixed panoramic sunroof			.		
Heated windscreen			.		
Spare wheel provision	.	.	.		
17" alloy wheels	.	.			
19" alloy wheels			.	.	.



# YOUR NEW GRANDLAND X IN DETAIL: LIGHTING & VISIBILITY

LIGHTING & VISIBILITY	ICE			PHEV	
	SC	SRI	ELITE	SRI	ELITE
LED ECO Headlamps	•	•	•	•	•
LED tail lights	•	•	•	•	•
Front fog lights	•	•	•	•	•
Rear fog lights	•	•	•	•	•
Rear reversing light	•	•	•	•	•
Automatic lighting control	•	•	•	•	•
High Beam Assist	•	•	•	•	•
High level centre rear brake light	•	•	•	•	•
Hazard warning lights	•	•	•	•	•
Ambient interior lighting	•	•	•	•	•
Lights-on audible warning	•	•	•	•	•
Illuminated load area			•	•	•
Door-to-door illumination	•	•	•	•	•
Intermittent rear window wash / wipe	•	•	•	•	•
Rain-sensitive windscreen wipers	•	•	•	•	•
Automatic anti-dazzle rear view mirror	•	•	•	•	•
Park Assist front and rear	•	•	•	•	•
Rear view camera		•	•		



# CHOOSE YOUR TRIM\*



Jet black fabric seat trim inserts with black fabric side bolsters



Jet black fabric seat trim inserts with black premium leather-effect side bolsters



Jet black perforated leather seat trim inserts with black Siena leather side bolsters

INTERIOR STYLING	ICE			PHEV	
	SC	SRI	ELITE	SRI	ELITE
Jet black fabric seat trim inserts with black fabric side bolsters	•				
Jet black fabric seat trim inserts with black premium leather-effect side bolsters		•		•	
Jet black perforated leather seat trim inserts with black Siena leather side bolsters			•		•

E&OE March 2021. \*Images shown for illustration purposes only.



# CHOOSE YOUR EXTERIOR COLOUR\*

**White Jade (G20)\***  
Brilliant†



**Quartz Grey (G4I)\***  
2-coat metallic paint



**Moonstone Grey (G4O)\***  
2-coat metallic paint



**Diamond Black (G7O)\***  
2-coat metallic paint



**Dark Ruby Red (GDU)\***  
Two-coat premium metallic paint



**Topaz Blue (G8Z)\***  
Two-coat premium metallic paint






**Pearl White (G1O)\***  
Tri-coat premium metallic paint





# CHOOSE YOUR WHEELS AND TYRES\*

WHEELS & TYRES		ICE			PHEV	
		SC	SRI	ELITE	SRI	ELITE
	17-inch silver 5-twin spoke alloy wheels 215/65 R 17 tyres Emergency tyre inflation kit (in lieu of spare wheel)	•				
	17-inch technical grey 5-twin spoke alloy wheels 215/65 R 17 tyres Emergency tyre inflation kit (in lieu of spare wheel)		•			
	19-inch bi-colour diamond cut multi-spoke alloy wheels 205/55 R 19 tyres Emergency tyre inflation kit (in lieu of spare wheel)			•	•	•

**Spare wheel kit available as aftermarket optional extra. Please consult your local Opel Dealer.**

E & OE March 2021. \*Images shown for illustration purposes only. Wheels available dependent on trim. Ask your local Opel Dealer for details.





# ENGINES: PERFORMANCE, FUEL ECONOMY AND EMISSIONS

## PETROL / DIESEL ENGINES

	1.2 130BHP TURBO START STOP	1.2 130BHP TURBO START STOP	1.5 130BHP TURBO START STOP	1.5 130BHP TURBO START STOP
Capacity	1199cc	1199cc	1499cc	1499cc
Maximum power	130bhp (96kW) @ 5500rpm	130bhp (96kW) @ 5500rpm	130bhp (96kW) @ 3750rpm	130bhp (96kW) @ 3750rpm
Maximum torque	230Nm (169 lb.ft.) @ 1750rpm	230Nm (169 lb.ft.) @ 1750rpm	300Nm (221 lb.ft.) @ 1750rpm	300Nm (221 lb.ft.) @ 1750rpm
Configuration	3 cylinders, 4 valves per cylinder, double overhead camshafts	3 cylinders, 4 valves per cylinder, double overhead camshafts	4 cylinders, 4 valves per cylinder, double overhead camshafts	4 cylinders, 4 valves per cylinder, double overhead camshafts
Transmission	6-speed manual	8-speed automatic	6-speed manual	8-speed automatic
Fuel / induction system	Turbo charger, Variable Valve Timing. Common Rail direct fuel injection.	Turbo charger, Variable Valve Timing. Common Rail direct fuel injection.	Turbocharger with intercooler Common direct fuel injection	Turbocharger with intercooler Common direct fuel injection
Fuel tank capacity	53 litres	53 litres	53 litres	53 litres
Emission compliance	EURO 6d	EURO 6d	EURO 6d with Particulate Filter	EURO 6d
Service interval	25,000km or 1-year (whichever occurs soonest)	25,000km or 1-year (whichever occurs soonest)	30,000km or 1-year (whichever occurs soonest)	30,000km or 1-year (whichever occurs soonest)
Steering	Speed-sensitive electric power-assisted steering			
Brakes and discs	<ul style="list-style-type: none"> <li>• Anti-lock Braking System (ABS) • Electronic Brake Force Distribution (EBFD)</li> <li>• Emergency Brake Assist • Cornering Stability Control • Switchable Electronic Stability Programme • Hill Start Assist • Hydraulic Brake Assist</li> </ul>			
	Front ventilated discs: 304mm diameter			
	Rear discs: 268mm diameter			
Maximum speed (km/hr)	188	196	191	191
Acceleration (0 - 100km/hr)	9.5	9.8	10.2	9.9
Fuel economy (litres/100km)* Combined low	6.3	6.5	5.0	5.3
Fuel economy (litres/100km)* Combined high	6.2	6.4	4.9	5.2
CO2 emissions (g/km)* Combined low	140	146	129	136
CO2 emissions (g/km)* Combined high	142	148	131	138
Gross vehicle weight (KG)	1900 - 2000			

E & OE March 2021. \*Fuel consumption figures are determined according to the WLTP test cycle. The fuel consumption you achieve under real life driving conditions and CO2 produced will depend upon a number of factors, including the accessories fitted after registration, variations in driving styles, weather conditions and vehicle load. Only compare fuel consumption and CO2 with other vehicles tested using the same technical procedures. For more information contact your local Opel Dealer.



# PHEV: NO COMPROMISE.

## DRIVE TRAIN

The Grandland X Plug-In Hybrid offers a choice of two different powertrains. (AWD 300bhp version is a special order model. Ask your local Opel Dealer for details). An internal combustion engine is combined with an electrical battery. A Drive Mode selector enables drivers to select between Hybrid, Sport or All-Electric. In the 4WD versions, an AWD mode is also available. An 8-speed electrified transmission system offers smooth transition between gears.

Petrol Engine	1.6 PETROL TURBO DIRECT INJECTION / ELECTRIC FWD	1.6 PETROL TURBO DIRECT INJECTION / ELECTRIC AWD
Maximum power	180bhp (133kW) @ 6000rpm	200bhp (147kW) @ 6000rpm
Combined power output	225bhp (165kW)	300bhp (221kW)
Maximum torque	300Nm (221 lb.ft.) @ 3000rpm	300Nm (221 lb.ft.) @ 3000rpm
Combined torque	360Nm (265 lb.ft)	520Nm (383 lb.ft)
Configuration	4 cylinders, 4 valves per cylinder, double overhead camshafts	4 cylinders, 4 valves per cylinder, double overhead camshafts
Transmission	8-speed automatic	8-speed automatic
Fuel / induction system	Turbo charger, Variable Valve Timing. Common Rail direct fuel injection.	Turbo charger, Variable Valve Timing. Common Rail direct fuel injection.
Fuel tank capacity	43 litres	43 litres
Emission compliance	EURO 6d	EURO 6d
Maximum speed (km/hr) / electric only	225 / 135	234 / 135
Acceleration (0 - 100km/hr)	8.6	5.9
Fuel economy (litres/100km)* Combined (WLTP)	1.5	1.4
CO2 emissions (g/km)* Combined (WLTP)	31	29

Electric Motor	FWD	AWD
Maximum power	110bhp (81.2kW) @ 2500rpm	110bhp (81.2kW) @ 2500rpm
Maximum torque	320Nm (236 lb.ft.) @ 500 - 2500rpm	320Nm (236 lb.ft.) @ 500 - 2500rpm
Autonomy (electric-only range) WLTP	54km	56km
Electrical energy consumption Combined (WLTP)	16.1kWh / 100km	15.9kWh / 100km
Charging times - Standard cable Mode 3	3hrs 30 mins	3 hrs 30 mins

E & OE March 2021. \*Fuel consumption and battery consumption figures are determined according to the WLTP test cycle. The fuel and battery consumption you achieve under real life driving conditions and CO2 produced will depend upon a number of factors, including the accessories fitted after registration, variations in driving styles, weather conditions and vehicle load. Only compare fuel consumption and CO2 with other vehicles tested using the same technical procedures. For more information contact your local Opel Dealer.



## DIMENSIONS AND CAPACITIES

EXTERIOR DIMENSIONS mm	ICE	PHEV
Vehicle length	4,477	4,477
Wheelbase	2,657	2,657
Overhang (front / rear)	933 / 869	933 / 869
Vehicle height	1,609	1,609
Tread width front	1,595	1,595
Tread width rear	1,610	1,610
Vehicle width (mirrors included)	2,098	2,098
Vehicle width (mirrors folded)	1,906	1,906
INTERIOR DIMENSIONS mm	ICE	PHEV
Effective leg room (driver / rear)	1,014 / 864	1036 / 864
Seat height (front / rear)	355 / 356	349 / 356
Shoulder room (front / rear)	1,453 / 1,403	1,453 / 1,403
Effective head room (front)	990	997
Effective head room (front with sunroof)	1,014	1,014
Effective head room (rear)	986	987
Effective head room (rear with sunroof)	1,009	1,010
LUGGAGE COMPARTMENT Its	ICE	PHEV
Boot volume minimum	514	390
Boot volum maximum	1,652	1,528
WEIGHTS KG	ICE	PHEV
Roof load	85	85
Kerb weight	1,350 - 1,608	1,810
Gross vehicle weight	1,930 - 2,020	2,235
Vehicle payload capacity	577 - 608	577 - 608



E & OE March 2021. Model shown for illustration purposes only. Alloy wheels shown for illustration purposes only.



O P E L