

NEW OPEL GRANDLAND /

Price and Specification Guide | Ireland | August 2023

[GET STARTED >](#)



Customer Notice:

Dear customer,

The enclosed Price and Equipment Guide reflects Irish pricing and specification in normal circumstances.

Please be advised however, Opel is impacted by temporary challenges in the global supply chain, including certain component shortages. Unfortunately, in the first instance, this means some customers may experience significant delays to delivery.

In the second instance, due to the present production challenges, some options for models across the Opel range are unavailable until further notice. Furthermore, Opel may temporarily offer vehicles with substituted equipment or features in place of standard equipment, or may suspend features temporarily.

These are measures taken to secure production of vehicles for customers.

As information becomes available from our manufacturer and working with our partners in the Opel Dealer Network in Ireland, Opel Ireland will endeavour to keep customers up to date regarding the order status and equipment featured on their new vehicles.

CONTENTS

Electric and then some... Introducing the new Opel Grandland SUV. With a bold and pure new design, iconic new Opel vizor front face, pure panel digital cockpit, cutting-edge technology and even more advanced features, the new Opel Grandland is available in plug-in hybrid, petrol and diesel engines. It's simply not your average SUV.

Range and prices

Exterior styling and features

Technical Data

Comfort and convenience

Lighting and visibility

Interior styling and features

Trims, wheels and tyres

In-car technology and entertainment

Colours



E&OE August2023.

The content in this specification and price guide is for information purposes only. Our products are continually updated and changes may be made to the specifications at any time. If you require any specific feature, you must consult your authorised Opel Dealer who is regularly updated with any change in specification. Specifications are subject to change without notice. Images are used for illustrative purposes only. Vehicles illustrated may not necessarily reflect the correct specification. Contact your local Opel dealer for details.

GRANDLAND RANGE PRICES

Trim / Version	Transmission	Fuel Type	CO2 g/km (WLTP)	Tax Band	Road Tax	RRSP* from €
SC						
1.2 Turbo 130PS S/S	Petrol	6-Speed manual	138	B2: 131 - 140	€210	€37,895
1.5 Turbo 130PS S/S	Diesel	8-speed automatic	142	C1: 141 - 150	€270	€43,195
PHEV 1.6 225hp FWD	Plug-in Petrol Electric Hybrid	8-speed automatic	28	A1: 1 - 50	€140	€47,995
Elegance						
1.2 Turbo 130PS S/S	Petrol	6-Speed manual	139	B2: 131 - 140	€210	€39,095
1.2 Turbo 130PS S/S	Petrol	8-speed automatic	146	B2: 131 - 140	€210	€42,595
1.5 Turbo 130PS S/S	Diesel	8-speed automatic	143	C1: 141 - 150	€270	€44,395
PHEV 1.6 225hp FWD	Plug-in Petrol Electric Hybrid	8-speed automatic	28	A1: 1 - 50	€140	€49,195
GS						
1.2 Turbo 130PS S/S	Petrol	6-Speed manual	141	C1: 141 - 150	€270	€42,095
1.2 Turbo 130PS S/S	Petrol	8-speed automatic	148	C1: 141 - 150	€270	€45,595
1.5 Turbo 130PS S/S	Diesel	8-speed automatic	145	C1: 141 - 150	€270	€47,395
PHEV 1.6 225hp FWD	Plug-in Petrol Electric Hybrid	8-speed automatic	28	A1: 1 - 50	€140	€52,195
GSe PHEV 1.6 300hp AWD	Plug-in Petrol Electric Hybrid	8-speed automatic	28	A1: 1 - 50	€140	€59,995

*Recommended Retail Selling Price does not include Dealer delivery related charges, metallic paint or tyre recycling levy. RRSP price excludes the recommended cost of Pre-Delivery-Inspection, number plates and delivery to an Opel Dealer. Prices effective August2023. E&OE August2023. Prices are subject to alteration or change without notice or obligation.

YOUR NEW GRANDLAND IN DETAIL: SAFETY & SECURITY

SAFETY / SECURITY FEATURES	ICE			PHEV FWD 225hp			PHEV AWD 300HP
	SC	Elegance	GS	SC	Elegance	GS	GSe
Electronic Stability Programme (ESP) / Electronic Braking Distribution (EBD)	•	•	•	•	•	•	•
Active emergency braking system	•	•	•				
Forward collision alert sensor indicator				•	•	•	•
Driver / passenger front and side airbags	•	•	•	•	•	•	•
Passenger airbag deactivation switch (in glove box)	•	•	•	•	•	•	•
Cruise control with speed governor: steering wheel mounted	•	•	•				
Advanced adaptive Stop / Go cruise control with speed governor				•	•	•	•
Active Lane Keep Assist	•	•	•				
Lane Positioning Assist				•	•	•	•
Ultrasonic side blind spot alert	•	•	•	•	•	•	•
Enhanced traffic sign recognition	•	•	•	•	•	•	•
Driver attention alert system	•	•	•	•	•	•	•
Night vision							•
Remote central locking: two folding keys	•	•	•	•	•	•	•
Hill start assist with electric parking brake	•	•	•	•	•	•	•
Child seat fixings rear seats and front passenger seat	•	•	•	•	•	•	•
Manual child-locking functionality on rear doors	•	•	•	•	•	•	•
Tyre deflation detection system	•	•	•	•	•	•	•
Tyre repair kit	•	•	•	•	•	•	•
Seat belt reminder (front and rear)	•	•	•	•	•	•	•
Front and rear seat belt restraint tensioner	•	•	•	•	•	•	•
Driver, front passenger and rear passenger head restraints	•	•	•	•	•	•	•

YOUR NEW GRANDLAND IN DETAIL: COMFORT & CONVENIENCE

COMFORT & CONVENIENCE	ICE			PHEV FWD 225hp			PHEV AWD 300HP
	SC	Elegance	GS	SC	Elegance	GS	GSe
Electric power-assisted steering	•	•	•	•	•	•	•
Steering colum adjustable for reach / rake	•	•	•	•	•	•	•
Flat bottomed steering wheel audio / phone / cruise controls	•	•	•	•	•	•	
GSE Leather perforated steering wheel							•
Electronic climate control: automatic dual zone	•	•	•	•	•	•	•
Electric rear window defogger	•	•	•	•	•	•	•
Quick heat electric heater (automatic diesel versions only)	•	•	•				
Heated front seats		•	•		•	•	•
Heated steering wheel		•	•	•	•	•	•
Partially heated windshield		•	•		•		
Acoustic windscreen (noise absorbing)	•	•		•	•		
Electrically operated front and rear windows	•	•	•	•	•	•	•

YOUR NEW GRANDLAND IN DETAIL: COMFORT & CONVENIENCE

COMFORT & CONVENIENCE	ICE			PHEV FWD 225hp			PHEV AWD 300HP
	SC	Elegance	GS	SC	Elegance	GS	GSe
Electrically adjustable, power folding, heated door mirrors
Driver and front passenger comfort seats	.						
Driver and front passenger dynamic seats	
Manual 4-way drivers seat adjustment: fore/aft with reclining seat back	.						
Manual 6-way AGR driver seat adjustment: fore/aft, up/down with reclining seat back		.		.	.		
Electrically adjustable driver and front passenger seats			.			.	.
Electrically adjustable (4-way) driver seat lumbar support	
Manually adjustable driver seat cushion extension	
Manual front passenger seat 4-way adjustment: fore/aft with reclining seat back		
Manual 6-way AGR front passenger seat adjustment: fore/aft, up/down with reclining seat back			.			.	.
Electrically adjustable (4-way) passenger seat lumbar support			.			.	.
Manually adjustable passenger seat cushion extension			.			.	.
Cup holders: front

YOUR NEW GRANDLAND IN DETAIL: INTERIOR FEATURES

INTERIOR FEATURES	ICE			PHEV FWD 225hp			PHEV AWD 300HP
	SC	Elegance	GS	SC	Elegance	GS	GSe
Driver and front passenger illuminated sunvisors with vanity mirror
Uplevel middle console: front center armrest with hidden storage, 2 cupholders front
Driver and passenger seat back pockets	
60/40 split folding rear seat back
Split back folding rear seats with centre armrest		
Jet black Berson cloth seat trim	.			.			
Cloth, Focus, Jet Black		.			.		
Jet black Alcantara suede + leather-effect seat trim			.			.	
Jet black GSE Alcantara suede + leather-effect seat trim							.
Opel Door sill plate cover		.		.	.		
Alloy sporty pedals (petrol automatic only)	
Luggage compartment cover
Illuminated load compartment

YOUR NEW GRANDLAND IN DETAIL: IN-CAR TECHNOLOGY

IN-CAR TECHNOLOGY & ENTERTAINMENT FEATURES	ICE			PHEV FWD 225hp			PHEV AWD 300HP
	SC	Elegance	GS	SC	Elegance	GS	GSe
Trip computer	•	•	•	•	•	•	•
Speedometer and rev counter	•	•	•	•	•	•	•
AM / FM / DAB digital radio	•	•	•	•	•	•	•
10" colour touchscreen with MirrorLink: Apple Car Play™ / Android Auto™		•	•	•	•	•	•
12" digital driver information cluster: multi-colour	•	•	•	•	•	•	•
Navigation							•
Opel Connect				•	•	•	•
Bluetooth® audio streaming	•	•	•	•	•	•	•
USB audio connection: frt console	•	•	•	•	•	•	•
USB audio connection: frt console + 2nd row		•	•	•	•	•	•
Wireless charger							•
230V power outlet pack: 12V plug on front console	•	•	•	•	•	•	•
Six speakers	•	•	•	•	•	•	•

YOUR NEW GRANDLAND IN DETAIL: EXTERIOR STYLING

EXTERIOR STYLING FEATURES	ICE			PHEV FWD 225hp			PHEV AWD 300HP
	SC	Elegance	GS	SC	Elegance	GS	GSe
Body colour door handles
Black side window mouldings			.			.	.
Chrome side window mouldings		
Black Pack: black side window mouldings / high gloss black Opel logo / high gloss black Grandland badge							
Body Coloured roof		
Two-tone black roof + black mirror caps			.			.	.
High gloss black roof rails			.			.	.
Black bonnet							.
18" Manta alloy wheels		
19" Ironman alloy wheels			.			.	.
19" GSE Monza alloy wheels							.
Hands-free electric tailgate							.
Short rod roof antenna	.						
Shark fin antenna	

YOUR NEW GRANDLAND IN DETAIL: LIGHTING & VISIBILITY

LIGHTING & VISIBILITY	ICE			PHEV FWD 225hp			PHEV AWD 300HP
	SC	Elegance	GS	SC	Elegance	GS	GSe
ECO LED Headlamps	•	•	•	•	•	•	
Full LED Pixel Matrix AFL front headlamps with automatic High Beam Assist							•
Automatic headlamp control	•	•	•	•	•	•	•
LED rear tail lamp	•	•	•	•	•	•	•
Front fog lights							•
High level brake light	•	•	•	•	•	•	•
Solar absorbing windows	•						
Privacy tinted windows		•	•	•	•	•	•
Rear lamp with reading spots	•	•	•	•	•	•	•
Interior ambient LED lighting: centre console and front doors	•	•	•	•	•	•	•
Rain-sensitive windscreen wipers	•	•	•	•	•	•	•
Electrochrome anti-dazzle rear view mirror	•	•	•	•	•	•	•
Electrochrome anti-dazzle rear view mirror with LED Spot				•	•	•	•
Front and rear parking distance sensors	•	•	•	•	•	•	•
Front, front lateral and rear parking distance sensors	•		•	•		•	•
360' Camera			•			•	•
Rear view camera	•	•	•	•	•	•	•

CHOOSE YOUR TRIM*



Jet black fabric seat trim inserts with black fabric side bolsters



Jet black fabric seat trim inserts with black premium leather-effect side bolsters



Jet black Alcantara suede with leather effect seat trim



Jet black GSe Alcantara Suede with leather effect seat trim

INTERIOR STYLING	ICE			PHEV FWD 225hp			PHEV AWD 300HP
	SC	Elegance	GS	SC	Elegance	GS	GSe
Jet black fabric seat trim inserts with black fabric side bolsters	.			.			
Jet black fabric seat trim inserts with black premium leather-effect side bolsters		.			.		
Jet black Alcantara suede with leather effect seat trim			.			.	
Jet black GSe Alcantara Suede with leather effect seat trim							.

E&OE August2023. *Images shown for illustration purposes only and may include optional extras.

CHOOSE YOUR EXTERIOR COLOUR*

White Jade*



Quartz Grey*
2-



Diamond Black*
coat metallic paint








Dark Ruby Red*
Two-coat premium metallic paint



Vertigo Blue*
Two-coat premium metallic paint



CHOOSE YOUR WHEELS AND TYRES*

WHEELS & TYRES		ICE			PHEV FWD 225hp			PHEV AWD 300HP
		SC	Elegance	GS	SC	Elegance	GS	GSe
	17-inch silver-effect 5-twin spoke alloy wheels 215/65 R 17 tyres Emergency tyre inflation kit (in lieu of spare wheel)	•						
	18-inch high gloss black 5-twin spoke alloy wheels 225/55 R 18 tyres Emergency tyre inflation kit (in lieu of spare wheel)		•			•		
	18-inch high gloss black diamond cut alloy wheels 225/55 R 18 tyres Emergency tyre inflation kit (in lieu of spare wheel)				•			
	19-inch bi-colour diamond cut multi-spoke alloy wheels 205/55 R 19 tyres Emergency tyre inflation kit (in lieu of spare wheel)			•			•	
	19-inch Monza bi-colour diamond cut multi-spoke alloy wheels 205/55 R 19 tyres Emergency tyre inflation kit (in lieu of spare wheel)							•

Spare wheel kit available as aftermarket optional extra. Please consult your local Opel Dealer.

E&OE August 2023. *Images shown for illustration purposes only and may show optional extras. Wheels available dependent on trim. Ask your local Opel Dealer for details.

ENGINES: PERFORMANCE, FUEL ECONOMY AND EMISSIONS

PETROL / DIESEL ICE ENGINES

	1.2 130BHP TURBO START STOP	1.2 130BHP TURBO START STOP	1.5 130BHP TURBO START STOP
Capacity	1199cc	1199cc	1499cc
Maximum power	130bhp (96kW) @ 5500rpm	130bhp (96kW) @ 5500rpm	130bhp (96kW) @ 3750rpm
Maximum torque	230Nm (169 lb.ft.) @ 1750rpm	230Nm (169 lb.ft.) @ 1750rpm	300Nm (221 lb.ft.) @ 1750rpm
Configuration	3 cylinders, 4 valves per cylinder, double overhead camshafts	3 cylinders, 4 valves per cylinder, double overhead camshafts	4 cylinders, 4 valves per cylinder, double overhead camshafts
Transmission	6-speed manual	8-speed automatic	8-speed automatic
Fuel / induction system	Turbo charger, Variable Valve Timing. Common Rail direct fuel injection	Turbo charger, Variable Valve Timing. Common Rail direct fuel injection	Turbocharger with intercooler Common direct fuel injection
Fuel tank capacity	53 litres	53 litres	53 litres (17 litres AdBlue)
Emission compliance	EURO 6d	EURO 6d	EURO 6d
Service interval	25,000km or 1-year (whichever occurs soonest)	25,000km or 1-year (whichever occurs soonest)	30,000km or 1-year (whichever occurs soonest)
Steering	Electric power-assisted steering		
Brakes and discs	<ul style="list-style-type: none"> • Anti-lock Braking System (ABS) • Electronic Brake Force Distribution (EBFD) • Cornering Stability Control • Switchable Electronic Stability Programme • Hill Start Assist • Hydraulic Brake Assist 		
	Front ventilated discs: 304mm diameter		
	Rear discs: 268mm diameter		
Maximum speed (km/hr)	188	196	191
Acceleration (0 - 100km/hr)	10.4	10.3	12.3
Fuel economy (litres/100km)* Combined low	6.3	6.5	5.3
Fuel economy (litres/100km)* Combined high	6.2	6.4	5.2
CO2 emissions (g/km)* Combined low	140	146	136
CO2 emissions (g/km)* Combined high	142	148	138
Gross vehicle weight (KG)	1930	1955	2000

E&OE August2023. *Fuel consumption figures are determined according to the WLTP test cycle. The fuel consumption you achieve under real life driving conditions and CO2 produced will depend upon a number of factors, including the accessories fitted after registration, variations in driving styles, weather conditions and vehicle load. Only compare fuel consumption and CO2 with other vehicles tested using the same technical procedures. For more information contact your local Opel Dealer.

PHEV: PERFORMANCE, FUEL ECONOMY AND EMISSIONS

PLUG-IN PETROL ELECTRIC HYBRID PHEV

Electric and then some... The Opel Grandland plug-in petrol hybrid sports an internal combustion engine, combined with an electrical battery to offer the best of all worlds. A zero-emissions vehicle, when needed, it combines power from the petrol engine for maximum performance. An 8-speed electrified automatic transmission system offers smooth transition between gears.

PETROL ENGINE	1.6 225BHP TURBO START STOP	1.6 300BHP TURBO START STOP
Maximum power	225bhp (133kW) @ 6000rpm	200PS (147kW) @ 6000rpm
Combined power output	225hp (165kW)	300PS (221kW)
Maximum torque	300 Nm (221 lb ft) @3000 rpm	300Nm (265lb.ft.) @6 000rpm
Combined torque	360 Nm (265 lb ft)	520Nm (383lb.ft.)
Combined CO2 emissions WLTP	31g/km	27g/km
Combined fuel economy WLTP	1.5 litres / 100km	1.2 litres / 100km
Maximum speed petrol / electric	225kph / 135 kph	235kph / 135 kph
Acceleration (0 - 100km/hr)	8.9 secs	6.1 secs
Configuration	4 cylinders, 4 valves per cylinder, double overhead camshafts	4 cylinders, 4 valves per cylinder, double overhead camshafts
Fuel induction system	Turbo charger, Variable Valve Timing. Common Rail direct fuel injection	Turbo charger, Variable Valve Timing. Common Rail direct fuel injection
Emission compliance	Euro 6d	Euro 6d

Electric Motor	FWD	AWD
Maximum power	110bhp (81.2kW) @ 2500rpm	223PS (164.2kW) @2500rpm
Maximum torque	320Nm (236 lb.ft.) @ 500 - 2500rpm	486Nm (358lb.ft.) @500-2500rpm

Battery	FWD	AWD
Battery capacity	13.2k Wh	14.2k Wh
AC on-board charger speed	3.3kW	3.7kW
Equivalent electric-only range - EAER WLTP high	60km	60km
Energy consumption WLTP combined	16.1k Wh / 100km	16.4k Wh / 100km
Battery warranty	8 years / 160,000km / 70% capacity	8 years / 160,000km / 70% capacity

E&OE August2022. *Fuel consumption figures are determined according to the WLTP test cycle. The fuel consumption you achieve under real life driving conditions and CO2 produced will depend upon a number of factors, including the accessories fitted after registration, variations in driving styles, weather conditions and vehicle load. Only compare fuel consumption and CO2 with other vehicles tested using the same technical procedures. For more information contact your local Opel Dealer.

PLUG-IN PETROL ELECTRIC HYBRID TECHNICAL SPECIFICATIONS

Electrified Transmission

The 8-speed electrified transmission system is standard and offers a smooth transition between gears. The 8-speed electrified gearbox includes the following content:

- Multi-disc wet clutch replaces removed torque converter.
- Permanent electric motor that transforms electric energy into mechanical drive energy.
- Electric motor installed into the gearbox and petrol engine.
- Comes with intuitive and stylish Automatic gearbox with electric shifter with shift paddles.

Drive Mode Selector

The Drive Mode selector is positioned next to the automatic gearbox with electric shifter and enables drivers to select one of the following:

- Hybrid is the default mode and offers the best of both worlds between controlled fuel consumption and on-road performance.
- Sport Mode, draws on the combined power of the engine and motor for a more dynamic drive.
- Electric activates the electric engine only, for zero CO2 emissions and complete silence.

Charging

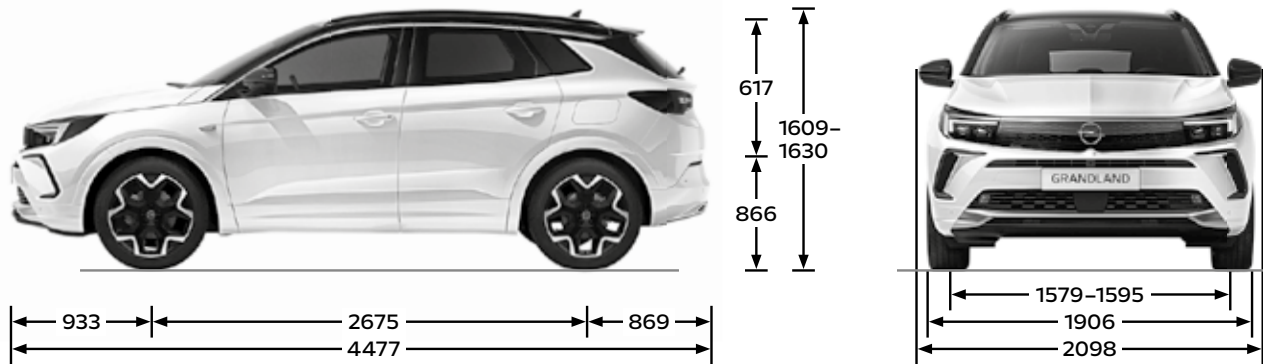
Grandland Plug-in HYBRID-e range comes with a 3.3kW on-board charger as standard.

The charging flap's Padlock LED lights up when the cable is correctly plugged in and locked and then acts as a user interface to show the charging status via coloured LED lights.




CHARGING	SOCKET	CHARGING TIME (0 - 100%)
AC current - domestic 3 pin socket (2.3kW)	Type 2	5h 45m
AC current - domestic Wallbox or public charger (3.6kW)	Type 2	3h 30m
AC current - domestic wallbox or public charger (7kW)	Type 2	1h 45m

DIMENSIONS AND CAPACITIES



INTERIOR LOADSPACE DIMENSIONS mm	ICE / PHEV
Maximum length behind rear seats	873 / 873
Maximum length rear seats folded	1696 / 1696
Maximum width	1053 / 1053
Maximum height	987 / 987
LUGGAGE COMPARTMENT lts	ICE / PHEV
Rear seats up (under luggage compartment cover)	514 / 390
Rear seats folded (to roof)	1652 / 1528





O P E L