

# GRANDLAND X

Price and Specification Guide | Ireland | November 2021

[GET STARTED >](#)





# CONTENTS

THE DOMINANT GRANDLAND X SUV IS READY FOR ANY ADVENTURE. PACKED WITH CUTTING-EDGE TECHNOLOGY AND A THRILLING DESIGN, THE GRANDLAND X IS THE PERFECT EXECUTIVE PARTNER OR THE FAMILY FRIENDLY STEED.

Range and prices	Exterior styling and features	Technical Data
Comfort and convenience	Lighting and visibility	
Interior styling and features	Trims, colours, wheels and tyres	
In-car technology and entertainment	Colours	



E&OE November 2021.

The content in this specification and price guide is for information purposes only. Our products are continually updated and changes may be made to the specifications at any time. If you require any specific feature, you must consult your authorised Opel Dealer who is regularly updated with any change in specification. Specifications are subject to change without notice. Images are used for illustrative purposes only. Vehicles illustrated may not necessarily reflect the correct specification. Contact your local Opel dealer for details.

## GRANDLAND X & GRANDLAND X PHEV RANGE PRICES

	Transmission	Fuel Type	CO2 (WLTP)	Tax Band	Road Tax	RRSP* from €
SC						
1.2 turbo 130hp Stop Start	6-speed manual	Petrol	140	B2: 131 - 140	€210	€31,595
1.5 turbo 130hp Stop Start	6-speed manual	Diesel	130	B1: 121 - 130	€200	€32,795
SRi						
1.2 turbo 130hp Stop Start	6-speed manual	Petrol	141	C1: 141 - 150	€270	€33,595
1.5 turbo 130hp Stop Start	6-speed manual	Diesel	130	B1: 121 - 130	€200	€34,795
1.5 turbo 130hp Stop Start	8-speed automatic	Diesel	137	B2: 131 - 140	€210	€37,850
ELITE						
1.2 turbo 130hp Stop Start	6-speed manual	Petrol	142	C1: 141 - 150	€270	€36,195
1.2 turbo 130hp Stop Start	8-speed automatic	Petrol	147	C1: 141 - 150	€270	€39,195
1.5 turbo 130hp Stop Start	6-speed manual	Diesel	131	B2: 131 - 140	€210	€37,595
1.5 turbo 130hp Stop Start	8-speed automatic	Diesel	137	B2: 131 - 140	€210	€39,850

\*Recommended Retail Selling Price does not include Dealer delivery related charges, metallic paint or tyre recycling levy. RRSP price excludes the recommended cost of Pre-Delivery-Inspection, number plates and delivery to an Opel Dealer. Prices effective November 2021. E&OE November 2021. Prices are subject to alteration or change without notice or obligation.

# YOUR NEW GRANDLAND X IN DETAIL: SAFETY & SECURITY

SAFETY / SECURITY FEATURES	ICE		
	SC	SRI	ELITE
ABS / Switchable Electronic Stability Programme (ESP) / Electronic Brake Force Distribution (EBD)	•	•	•
Corner stability control / traction control	•	•	•
Engine drag torque control: improves directional stability	•	•	•
Hydraulic brake assist	•	•	•
Driver / passenger front airbags	•	•	•
Deactivation switch for front passenger airbag in the case of child seat useage	•	•	•
Driver / passenger side airbags	•	•	•
Front and rear curtain airbags	•	•	•
Energy absorbing steering column	•	•	•
Reinforced passenger safety cell / side-impact protection beam	•	•	•
Cruise control with speed limiter and intelligent speed adaption	•	•	•
Lane departure warning: warning light in instrument cluster / audible warning	•	•	
Safety Pack:			•
- Lane Keep Assist			•
- Driver drowsiness system			•
- Forward collision alert			•
- Automatic emergency braking			•
Traffic sign and speed sign recognition	•	•	•

# YOUR NEW GRANDLAND X IN DETAIL: SAFETY & SECURITY

SAFETY / SECURITY FEATURES	ICE		
	SC	SRI	ELITE
Height-adjustable front seat head restraints	•	•	•
Three height adjustable rear seat head restraints	•	•	•
Inertia reel lap and diagonal seatbelts for all seats	•	•	•
Dual seatbelt pretensioners on front seats	•	•	•
Pretensioners on outer rear seatbelt retractors	•	•	•
Load limiters on outer rear seatbelt retractors	•	•	•
Front and rear smart seatbelt unfastened audible warning and warning light	•	•	•
Child seat mountings on front passenger seat and outer rear seats	•	•	•
Child-locking functionality on rear doors	•	•	•
Hill start assist with electric parking brake	•	•	•
Tyre deflation detection system	•	•	•
Key left in ignition audible warning	•	•	•
Remote central locking / two folding keys: operates on doors, tailgate and fuel filler flap	•	•	•
Deadlocking / engine deadlock immobiliser	•	•	•
Driver's internal central locking activation switch	•	•	•
Service-due indicator	•	•	•

## YOUR NEW GRANDLAND X IN DETAIL: COMFORT & CONVENIENCE

COMFORT / CONVENIENCE FEATURES	ICE		
	SC	SRI	ELITE
Speed-sensitive power-assisted steering	•	•	•
Steering column adjustable for reach / rake	•	•	•
Steering wheel audio / phone / cruise controls	•	•	•
Manual air conditioning with particle filter	•	•	
Dual zone electronic climate control			•
Rain sensing front windscreen wipers	•	•	•
Automatic lighting control with tunnel detection	•	•	•
Automatic anti-dazzle rear view mirror	•	•	•
Electrically operated front windows	•	•	•
Electrically operated rear windows	•	•	•
Electrically adjustable / heated / folding door mirrors with puddle light	•	•	•
Winter Pack One:			•
- Heated front seats			•
- Heated leather-covered flat bottomed steering wheel			•
- Heated windscreen			•
AGR driver seat		•	•
Heated rear window	•	•	•
Sound absorbing windscreen	•	•	•
Front centre armrest	•	•	•
Centre rear seat armrest with ski pass through		•	•
Driver and front passenger sunvisors with vanity mirror	•	•	•
Driver and front passenger sunvisors with illuminated vanity mirror		•	•
Park Assist front and rear	•	•	•
Rear view camera		•	•

## YOUR NEW GRANDLAND X IN DETAIL: INTERIOR FEATURES

INTERIOR FEATURES	ICE		
	SC	SRI	ELITE
Leather covered steering wheel	•	•	•
Heated leather covered steering wheel			•
Central front courtesy light	•	•	•
Power driver's seat			•
Heated front seats			•
Driver seat adjustment: height, reach, backrest, head restraint	•	•	•
AGR driver seat		•	•
Passenger seat adjustment: reach, backrest, head restraint	•	•	•
Driver and passenger seat lumbar adjustment		•	•
Front door pockets	•	•	•
Glovebox with lid	•	•	•
Two drinks holders in centre console	•	•	•
Storage pockets on front seat backs		•	•
60/40 split folding rear seat back	•	•	•
Luggage compartment cover	•	•	•
Front centre armrest	•	•	•
Jet Black cloth fabric seat trim	•		
Jet Black cloth/vinyl fabric seat trim		•	
Jet black leather			•

## YOUR NEW GRANDLAND X IN DETAIL: IN-CAR TECHNOLOGY

IN-CAR TECHNOLOGY	ICE		
	SC	SRI	ELITE
R4.0 IntelliLink system	•	•	•
- Smartphone projection, Apple CarPlay, Android Auto	•	•	•
- 7" colour touchscreen	•	•	•
- AM / FM / DAB radio	•	•	•
- Bluetooth connectivity	•	•	•
- USB connection with iPod control	•	•	•
Wireless charging for mobile devices		•	
6 speakers	•	•	•
Multi-function trip computer: fuel economy, vehicle range based on remaining fuel	•	•	•
Fuel gauge with low-fuel warning light	•	•	•
Gear shift-up indicator (manual models only)	•	•	•
12-volt electrical accessory socket		•	•



# YOUR NEW GRANDLAND X IN DETAIL: EXTERIOR STYLING

EXTERIOR STYLING	ICE		
	SC	SRI	ELITE
Body colour door handles / door mirrors	•		•
Black roof and door mirrors		•	
Alloy-effect protective front and rear skid plates		•	•
Black side upper window trim	•	•	•
Dark-tinted rear privacy windows		•	•
Gloss black B-pillars		•	•
Electric folding door mirrors		•	•
Silver effect roof rails		•	
Fixed panoramic sunroof			•
Heated windscreen			•
Spare wheel provision	•	•	•
17" alloy wheels	•	•	
19" alloy wheels			•

# YOUR NEW GRANDLAND X IN DETAIL: LIGHTING & VISIBILITY

LIGHTING & VISIBILITY	ICE		
	SC	SRI	ELITE
LED ECO Headlamps	•	•	•
LED tail lights	•	•	•
Front fog lights	•	•	•
Rear fog lights	•	•	•
Rear reversing light	•	•	•
Automatic lighting control	•	•	•
High Beam Assist	•	•	•
High level centre rear brake light	•	•	•
Hazard warning lights	•	•	•
Ambient interior lighting	•	•	•
Lights-on audible warning	•	•	•
Illuminated load area			•
Door-to-door illumination	•	•	•
Intermittent rear window wash / wipe	•	•	•
Rain-sensitive windscreen wipers	•	•	•
Automatic anti-dazzle rear view mirror	•	•	•
Park Assist front and rear	•	•	•
Rear view camera		•	•

# CHOOSE YOUR TRIM\*



Jet black fabric seat trim inserts with black fabric side bolsters



Jet black fabric seat trim inserts with black premium leather-effect side bolsters



Jet black perforated leather seat trim inserts with black Siena leather side bolsters

INTERIOR STYLING	ICE		
	SC	SRI	ELITE
Jet black fabric seat trim inserts with black fabric side bolsters	•		
Jet black fabric seat trim inserts with black premium leather-effect side bolsters		•	
Jet black perforated leather seat trim inserts with black Siena leather side bolsters			•

E&OE November 2021. \*Images shown for illustration purposes only.

## CHOOSE YOUR EXTERIOR COLOUR\*

**White Jade (G20)\***  
Brilliant†



**Quartz Grey (G4I)\***  
2-coat metallic paint



**Moonstone Grey (G4O)\***  
2-coat metallic paint



**Diamond Black (G7O)\***  
2-coat metallic paint



**Dark Ruby Red (GDU)\***  
Two-coat premium metallic paint






**Topaz Blue (G8Z)\***  
Two-coat premium metallic paint



**Pearl White (G1O)\***  
Tri-coat premium metallic paint



# CHOOSE YOUR WHEELS AND TYRES\*

WHEELS & TYRES		ICE		
		SC	SRI	ELITE
	17-inch silver 5-twin spoke alloy wheels 215/65 R 17 tyres Emergency tyre inflation kit (in lieu of spare wheel)	•		
	17-inch technical grey 5-twin spoke alloy wheels 215/65 R 17 tyres Emergency tyre inflation kit (in lieu of spare wheel)		•	
	19-inch bi-colour diamond cut multi-spoke alloy wheels 205/55 R 19 tyres Emergency tyre inflation kit (in lieu of spare wheel)			•
Spare wheel kit available as aftermarket optional extra. Please consult your local Opel Dealer.				



# ENGINES: PERFORMANCE, FUEL ECONOMY AND EMISSIONS

## PETROL / DIESEL ENGINES

	1.2 130BHP TURBO START STOP	1.2 130BHP TURBO START STOP	1.5 130BHP TURBO START STOP	1.5 130BHP TURBO START STOP
Capacity	1199cc	1199cc	1499cc	1499cc
Maximum power	130bhp (96kW) @ 5500rpm	130bhp (96kW) @ 5500rpm	130bhp (96kW) @ 3750rpm	130bhp (96kW) @ 3750rpm
Maximum torque	230Nm (169 lb.ft.) @ 1750rpm	230Nm (169 lb.ft.) @ 1750rpm	300Nm (221 lb.ft) @ 1750rpm	300Nm (221 lb.ft) @ 1750rpm
Configuration	3 cylinders, 4 valves per cylinder, double overhead camshafts	3 cylinders, 4 valves per cylinder, double overhead camshafts	4 cylinders, 4 valves per cylinder, double overhead camshafts	4 cylinders, 4 valves per cylinder, double overhead camshafts
Transmission	6-speed manual	8-speed automatic	6-speed manual	8-speed automatic
Fuel / induction system	Turbo charger, Variable Valve Timing. Common Rail direct fuel injection.	Turbo charger, Variable Valve Timing. Common Rail direct fuel injection.	Turbocharger with intercooler Common direct fuel injection	Turbocharger with intercooler Common direct fuel injection
Fuel tank capacity	53 litres	53 litres	53 litres	53 litres
Emission compliance	EURO 6d	EURO 6d	EURO 6d with Particulate Filter	EURO 6d
Service interval	25,000km or 1-year (whichever occurs soonest)	25,000km or 1-year (whichever occurs soonest)	30,000km or 1-year (whichever occurs soonest)	30,000km or 1-year (whichever occurs soonest)
Steering	Speed-sensitive electric power-assisted steering			
Brakes and discs	• Anti-lock Braking System (ABS) • Electronic Brake Force Distribution (EBFD) • Emergency Brake Assist • Cornering Stability Control • Switchable Electronic Stability Programme • Hill Start Assist • Hydraulic Brake Assist			
	Front ventilated discs: 304mm diameter			
	Rear discs: 268mm diameter			
Maximum speed (km/hr)	188	196	191	191
Acceleration (0 - 100km/hr)	9.5	9.8	10.2	9.9
Fuel economy (litres/100km)* Combined low	6.3	6.5	5.0	5.3
Fuel economy (litres/100km)* Combined high	6.2	6.4	4.9	5.2
CO2 emissions (g/km)* Combined low	140	146	129	136
CO2 emissions (g/km)* Combined high	142	148	131	138
Gross vehicle weight (KG)	1900 - 2000			

E&OE November 2021. \*Fuel consumption figures are determined according to the WLTP test cycle. The fuel consumption you achieve under real life driving conditions and CO2 produced will depend upon a number of factors, including the accessories fitted after registration, variations in driving styles, weather conditions and vehicle load. Only compare fuel consumption and CO2 with other vehicles tested using the same technical procedures. For more information contact your local Opel Dealer.

# DIMENSIONS AND CAPACITIES

EXTERIOR DIMENSIONS mm	ICE
Vehicle length	4,477
Wheelbase	2,657
Overhang (front / rear)	933 / 869
Vehicle height	1,609
Tread width front	1,595
Tread width rear	1,610
Vehicle width (mirrors included)	2,098
Vehicle width (mirrors folded)	1,906
INTERIOR DIMENSIONS mm	ICE
Effective leg room (driver / rear)	1,014 / 864
Seat height (front / rear)	355 / 356
Shoulder room (front / rear)	1,453 / 1,403
Effective head room (front)	990
Effective head room (front with sunroof)	1,014
Effective head room (rear)	986
Effective head room (rear with sunroof)	1,009
LUGGAGE COMPARTMENT lts	ICE
Boot volume minimum	514
Boot volum maximum	1,652
WEIGHTS KG	ICE
Roof load	85
Kerb weight	1,350 - 1,608
Gross vehicle weight	1,930 - 2,020
Vehicle payload capacity	577 - 608



