

GRANDLAND X

PRICES AND SPECIFICATIONS

2019 models. Prices effective 31 August 2018



GRANDLAND X RANGE HIGHLIGHTS



GRANDLAND X SC

Highlights

- Radio 4.0 IntelliLink
- Dual-zone electronic climate control
- Cruise control
- Bluetooth®
- Lane departure warning

Infotainment:

- Radio 4.0 IntelliLink
- 7-inch colour touchscreen with FM/AM Radio
- Smartphone connectivity for your phone, messaging, music, maps and apps
- Apple CarPlay™ and Google Android Auto™ app projection*
- Siri / Google Now voice command for phone, messaging, music and calendar
- Steering wheel controls for phone, music and cruise control
- Bluetooth® phone, messaging and music streaming
- USB connection

Interior / styling features:

- Dual-zone electronic climate control
- Cruise control with speed limiter and intelligent speed adaptation
- Leather-covered steering wheel
- Steering column adjustable for reach and rake
- Electrically operated front and rear windows
- Auto-dimming rear-view mirror

Exterior / styling features:

- Automatic lighting control
- Electrically adjustable/heated door mirrors
- Silver-effect 17-inch alloy wheels
- Front fog lights
- Rear spoiler
- Body-colour door handles
- Rear parking distance sensors

Safety features:

- Switchable Electronic Stability Programme (ESP)
- Anti-lock Braking System (ABS)
- Front camera system
 - Lane departure warning
 - Speed sign recognition
- LED daytime running lights
- Hill start assist
- Hydraulic brake assist
- Corner stability control
- Traction control
- Electronic brakeforce distribution
- Six airbags
- i-Size compatible child seat mountings on front passenger's seat and outer rear seats
- Tyre deflation detection system
- High beam assist

* = Apple CarPlay™ requires Apple iOS 8 or later with iPhone 5x or later. Google Android Auto™ requires phones starting with Android Lollipop v5.0 or later.

GRANDLAND X RANGE HIGHLIGHTS



GRANDLAND X SRI

Highlights

- Navi 5.0 IntelliLink
- Dual-zone electronic climate control
- Cruise control
- 18-inch alloy wheels
- Lane departure warning

Infotainment:

As SC, plus:

- Navi 5.0 IntelliLink
- Satellite navigation
- 8-inch colour touchscreen

Interior / styling features:

As SC, plus:

- Ergonomic active front seats
- Ambient LED lighting
- Flex Floor
- Front passenger's seat height adjuster
- 60/40 split folding rear seats

Exterior / styling features:

As SC, plus:

- Chrome-effect side window trim
- Alloy-effect protective front and rear skid plates
- Dark-tinted rear windows
- Front parking distance sensors
- Electrically foldable door mirrors with puddle light
- 18-inch silver-effect multi-spoke alloy wheels

Safety features:

As SC, plus:

- Side blind spot alert



GRANDLAND X ELITE

Highlights

- Navi 5.0 IntelliLink
- Leather seat trim
- Panoramic glass roof
- Dual-zone electronic climate control
- 18-inch alloy wheels

Infotainment:

As SC, plus:

- Navi 5.0 IntelliLink
- Satellite navigation
- 8-inch colour touchscreen
- Wireless charger

Interior / styling features:

As SC, plus:

- Leather seat trim
- Ergonomic active front seats
- Power driver's seat
- Heated front seats
- Heated steering wheel
- Driver's armrest
- Ambient LED lighting
- Flex Floor

Exterior / styling features:

As SC, plus:

- Panoramic glass roof
- Chrome-effect side window trim
- Alloy-effect protective front and rear skid plates
- Heated windscreen
- Silver-effect 18-inch alloy wheels

Safety features:

As SC, plus:

- Forward collision alert
- Automatic emergency braking
- Lane assist
- Side blind spot alert

GRANDLAND X RANGE HIGHLIGHTS



GRANDLAND X ULTIMATE

Highlights

- Navi 5.0 IntelliLink
- LED Adaptive Forward Lighting
- Automatic cruise control
- 19-inch alloy wheels

Infotainment:

As Elite, plus:

- Digital radio
- Denon premium sound system

Interior / styling features:

As Elite, plus:

- Heated outer rear seats
- Automatic cruise control with intelligent speed adaptation
- Alloy-effect sports pedals

Exterior / styling features:

As Elite, plus:

- Premium LED Adaptive Forward Lighting
- Black roof and door mirrors
- Power tailgate
- Dark-tinted rear windows
- 19-inch diamond-cut alloy wheels

Safety features:

As Elite, plus:

- 360° panoramic camera
- Keyless entry and start

GRANDLAND X 5-DOOR SUV PRICES

Trim	Engine	Transmission	CO ₂	Tax Band	Tax €	RRP €
DIESEL ENGINES						
SC	1.5 (130PS) Turbo D Start/Stop	Manual	108	A3	190	29,995
SC	1.5 (130PS) Turbo D Start/Stop	Automatic	108	A4	200	31,745
SRI	1.5 (130PS) Turbo D Start/Stop	Manual	110	A3	190	32,595
SRI	1.5 (130PS) Turbo D Start/Stop	Automatic	109	A3	190	34,345
Elite	1.5 (130PS) Turbo D Start/Stop	Manual	110	A3	190	35,095
Elite	1.5 (130PS) Turbo D Start/Stop	Automatic	109	A3	190	36,845
Ultimate	2.0 (177PS) Turbo D Start/Stop	Automatic	128	B1	270	41,595
PETROL ENGINES						
SC	1.2 (130PS) Turbo Start/Stop	Manual	120	A4	200	28,395
SC	1.2 (130PS) Turbo Start/Stop	Automatic	119	A4	200	30,395
SRI	1.2 (130PS) Turbo Start/Stop	Manual	121	B1	270	30,995
SRI	1.2 (130PS) Turbo Start/Stop	Automatic	121	B1	270	32,995
Elite	1.2 (130PS) Turbo Start/Stop	Manual	121	B1	270	33,495
Elite	1.2 (130PS) Turbo Start/Stop	Automatic	121	B1	270	35,495

The above is for information purposes only as our products are continually updated and changes may be made to the specifications at any time. If you require any specific feature, you must consult your authorised Opel Dealer who is regularly updated with any change in specification. Specifications are subject to change without notice.

RRP does not include recommended delivery charge of €700. This price includes the recommended cost of PDI, number plates and delivery to an Opel Dealer. The recommended delivery charge does not include fuel supplied by the dealer, Motor insurance or any other goods or services supplied by agreement between the Dealer and the customer.

Prices effective 31.8.18. Prices subject to alteration or change without notice or obligation.

GRANDLAND X FEATURES / OPTIONS

SAFETY

Driver / passenger airbags

- Driver's and front passenger's airbags
 - Front seat side-impact airbags
 - Full-size curtain airbags for driver, front seat passenger and outer rear seat passengers
-

Seating

- Height-adjustable front seat head restraints
 - Height-adjustable rear seat head restraints
 - Anti-submarining ramps in front seats
-

Seatbelts

- Inertia-reel lap and diagonal seatbelts for all seats
 - Dual seatbelt pretensioners on front seats – *These keep the pelvis better coupled to the vehicle in an impact; the pelvis and therefore the legs are allowed less forward movement, reducing the risk of hard knee contact with the fascia.*
 - Pretensioners on outer rear seatbelt retractors
 - Load limiters on outer rear seatbelt retractors
 - Smart seatbelt reminder for front and rear seats – *Warning lights and audible warning*
-

Child safety

- Deactivation switch for front passenger's front and side-impact airbags – *Permits the safe use of a child seat in the front passenger seat.*
 - i-Size compatible child seat mountings located on front passenger's seat and outer rear seats (does not include child seat). Rear seat mountings incorporate top tether anchor points – *Allows i-Size child safety seats to be securely fixed into the car. The mounting system reduces forward movement in an accident and makes the child seat easier to install.*
 - Child-proof locks on rear doors
-

Driver / passenger safety

- Energy-absorbing steering column
 - Side-impact protection beams
 - Reinforced passenger safety cell
 - Deformation zones front and rear
-

Pedestrian safety

- Collapsible windscreen wiper system – *Designed to reduce pedestrian head injuries.*
 - Upper and lower bumper design – *Reduces upper and lower leg injuries.*
-

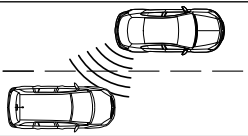
Braking and stability

- Switchable Electronic Stability Programme (ESP)
 - Anti-lock Braking System (ABS)
 - Corner stability control
 - Traction control
 - Hill start assist
 - Engine drag torque control – *Improves directional stability by preventing the driven wheels from locking on slippery surfaces under the influence of engine braking.*
 - Hydraulic brake assist
 - Electronic brakeforce distribution
-

Tyre pressure

- Deflation detection system
-

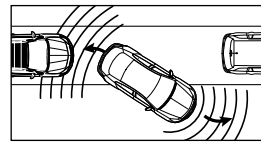
GRANDLAND X FEATURES / OPTIONS

	SC	SRI	Elite	Ultimate	Prices including taxes (€)
DRIVER ASSISTANCE Electric parking brake <ul style="list-style-type: none"> Centre console switch in lieu of handbrake lever 	●	●	●	●	
Steering <ul style="list-style-type: none"> Speed-sensitive electric power-assisted steering 	●	●	●	●	
Cruise control with speed limiter and intelligent speed adaptation <i>The cruise control feature enables you to maintain a constant speed – making it ideal for economical motorway driving. The speed limiter function can be set to ensure that you do not exceed the speed limit and can be easily overridden if required. Working in conjunction with speed sign recognition, when a new speed limit is detected a message appears in the driver information display. You can then set the cruise control to the new speed limit with a simple press on a steering wheel button.</i> <ul style="list-style-type: none"> Steering wheel mounted controls 	●	●	●		
Automatic cruise control with speed limiter and intelligent speed adaptation (only available on diesel automatic models)	○	○	○	●	800
All Road Pack <i>For those drivers who regularly take their vehicle off road, this pack helps the driver cope with whatever conditions they encounter.</i> <ul style="list-style-type: none"> IntelliGrip: A choice of five selectable modes to suit the driving conditions: ESP on, ESP off, snow, mud, sand 18-inch five-spoke alloy wheels with 225/55 R 18 tyres 	○	○	○	○	750 290
Speed sign recognition <i>Detects and then displays speed limits, reducing uncertainty and the risk of speeding.</i> <ul style="list-style-type: none"> Recognises different speed signs, including temporary speed restrictions Displays reminder in the instrument cluster On Nav models, where the front camera system is unable to detect any speed signs the speed limit stored in the navigation database will be displayed <p>✔ Always know the speed limit</p>	●	●	●	●	
Lane departure warning <i>If the driver has not actively steered or signalled, the lane departure warning system warns when the car moves outside of lane markings at speeds above 67km/h.</i> <ul style="list-style-type: none"> Warning light in instrument cluster Audible warning Facia on/off switch <p>✔ Keeps you in lane</p>	●	●			
Side blind spot alert <i>Side blind spot alert helps prevent potential collisions with other vehicles 'hidden' in the vehicle's side blind spots. If a vehicle enters one of the blind spots a warning light illuminates in the relevant door mirror.</i> <ul style="list-style-type: none"> Ultrasonic side sensors with three-metre range Warning light in door mirrors Operates at speeds between 11km/h and 138km/h (where permitted) <p>✔ Warns of vehicles in your blind spot</p> 		●	●	●	

Prices effective as of 31.8.18. Prices are subject to alteration without notice or obligation. ● = Standard equipment. ○ = Optional at extra cost.

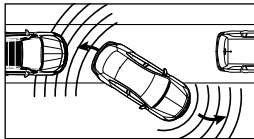
GRANDLAND X FEATURES / OPTIONS

DRIVER ASSISTANCE	SC	SRI	Elite	Ultimate	Prices including taxes (€)
<p>Safety Pack The front camera and radar systems combine to enhance the driver assistance and safety features.</p> <p>Driver drowsiness system: The system monitors driving time and driving behaviour to help prevent accidents caused by tiredness.</p> <p>Forward collision alert with automatic emergency braking and pedestrian detection: The system operates automatically from 5km/h and gives an audible warning as well as a visual warning when approaching another vehicle too quickly. If no avoiding action is taken by the driver, at speeds below 30km/h the system automatically slows the vehicle to a full stop with emergency braking of 0.9g. At speeds from 30km/h to 140km/h it brakes automatically to reduce speed by a maximum of 49km/h – to reduce speed even further the driver must brake him/herself. The operational speed range of the system depends on the detected obstacle (mobile target: from 5 to 140km/h; fixed target: from 5 to 80km/h; pedestrian: from 5 to 59km/h). Opel driver assistance systems are intended to support the driver within the system-imminent limitations. The driver remains responsible for the driving task.</p> <p>Lane departure warning with lane assist: When lane departure warning identifies an imminent lane departure without driver input, lane assist applies gentle steering corrections to keep the vehicle within its lane. The system operates from 64km/h.</p>					500
<p>Parking sensors</p> <ul style="list-style-type: none"> • Rear parking distance sensors • Audible warning 	●				
<p>Park and Go Pack One An audible warning alerts you to obstacles in front of and behind you. A series of beeps are sounded as you approach the obstacle, increasing in frequency as the distance closes.</p> <ul style="list-style-type: none"> • Front and rear parking distance sensors • Audible warning • Electrically foldable door mirrors with puddle light <p>✓ Easier parking</p>	○	●	●		450
<p>Park and Go Pack Two Advanced park assist: Advanced park assist not only detects suitable parking spaces but also expertly steers into them for you. All you have to do is to drive forward or reverse and brake. The system works with both parallel and bay parking.</p> <ul style="list-style-type: none"> • Front and rear parking distance sensors • Ultrasonic side sensors identify suitable parking spaces at speeds up to 12mph • Fully automated steering • Detailed forward/reverse instructions are shown in the instrument cluster <p>✓ Finds suitable parking spaces ✓ Auto steers into the parking space for you</p>	○				1050
<p>Rear view camera: The rear view camera gives a clear view of the area behind the vehicle within the infotainment screen. The camera is mounted in the tailgate above the licence plate. The screen is activated by engaging reverse gear and remains while reverse is engaged.</p> <ul style="list-style-type: none"> • Activated when reverse gear selected • Camera view appears in infotainment screen • Rear bumper and grid lines shown as reference points <p>✓ See what's behind you on the central screen ✓ Easier parking</p>		○	○		950



Prices effective as of 31.8.18. Prices are subject to alteration without notice or obligation. ● = Standard equipment. ○ = Optional at extra cost.

GRANDLAND X FEATURES / OPTIONS

	SC	SRI	Elite	Ultimate	Prices including taxes (€)
<p>DRIVER ASSISTANCE</p> <p>Park and Go Pack Three Advanced park assist: <i>Advanced park assist not only detects suitable parking spaces but also expertly steers into them for you. All you have to do is to drive forward or reverse and brake. The system works with both parallel and bay parking.</i></p> <ul style="list-style-type: none"> • Front and rear parking distance sensors • Ultrasonic side sensors identify suitable parking spaces at speeds up to 12mph • Fully automated steering • Detailed forward/reverse instructions are shown in the instrument cluster <p> <input checked="" type="checkbox"/> Finds suitable parking spaces <input checked="" type="checkbox"/> Auto steers into the parking space for you </p> <hr/> <p>360° panoramic camera: <i>The camera gives a clear view of the area all around your car and helps place the car perfectly, without needing to strain your neck.</i></p> <ul style="list-style-type: none"> • The 360° panoramic view detects traffic coming from the side, helping you reverse out of perpendicular parking spaces more safely • Overhead view allows you to see clearly how close you are to obstacles in front of and behind you • Activated when reverse gear selected, or when switched on manually • Camera view appears in infotainment screen • View switches automatically between front and rear based upon direction of travel • Rear bumper and grid lines shown as reference points <p> <input checked="" type="checkbox"/> See what's behind you on the central screen <input checked="" type="checkbox"/> Easier parking </p> 					1250
<p>SECURITY</p> <p>Standard security features</p> <ul style="list-style-type: none"> • Electronically protected audio equipment • Engine deadlock immobiliser • Visible Vehicle Identification Number (VIN) • Locking wheel nuts • Luggage compartment cover • Remote control security alarm system (operates in conjunction with central locking) 	●	●	●	●	
<p>Remote control central locking</p> <ul style="list-style-type: none"> • Operates on doors, tailgate and fuel filler flap • Deadlocking • Driver's internal central locking activation switch • Two folding keys, each with integral remote control function 	○	○	○	○	335
<p>Keyless entry / engine start/stop</p> <ul style="list-style-type: none"> • Two PEPS keys • Engine start/stop button 		○	○	●	1200

Prices effective as of 31.8.18. Prices are subject to alteration without notice or obligation. ● = Standard equipment. ○ = Optional at extra cost.

GRANDLAND X FEATURES / OPTIONS

	SC	SRI	Elite	Ultimate	Prices including taxes (€)
DRIVER INFORMATION					
Instrumentation • Speedometer • Rev counter • Fuel gauge with low fuel level warning light • Water temperature gauge with warning light • Shift-up indication light (manual models only) – <i>Indicates when to change gear for optimum fuel economy.</i>	●	●	●	●	
Driver information display (centrally located in instrument cluster) • Displays trip computer data • Total mileage • Service-due indicator • Deflation detection system • 3.5-inch colour information display	●	●	●	●	
Multi-function trip computer (displayed on driver information display) • Trip mileage • Vehicle range based on remaining fuel • Average speed • Average fuel economy • Instantaneous fuel economy	●	●	●	●	
Central facia display (format dependent on infotainment unit) • Audio information • Digital clock with automatic RDS time adjustment • Outside air temperature with ice warning function • Additional features dependent on infotainment unit (see infotainment for details)	●	●	●	●	
INTERIOR STYLING					
SC interior décor Steering wheel: • Three-spoke design • Leather-covered • Satin chrome-effect bezel Facia and door trim: • Frosted silver facia and door panel inserts • Black door panels with black Modene cloth inserts • Chrome-effect interior door handles	●				
SRI interior décor Steering wheel: • Three-spoke design • Leather-covered • Satin chrome-effect bezel Facia and door trim: • Toba grey facia and door panel inserts (with black trim) • Sanora gold facia and door panel inserts (with medium atmosphere trim) • Black door panels with black Morrocana inserts (with black trim) • Black door panels with medium atmosphere Morrocana inserts (with medium atmosphere trim) • Chrome-effect interior door handles Front door sill covers: • Alloy-effect		●			
Elite / Ultimate interior décor Steering wheel: • Three-spoke design • Leather-covered • Satin chrome-effect bezel Facia and door trim: • Toba grey facia and door panel inserts • Black door panels with black Morrocana inserts • Chrome-effect interior door handles Pedals: • Sports, alloy-effect – <i>Ultimate models only.</i> Front door sill covers: • Alloy-effect			●	●	

Prices effective as of 31.8.18. Prices are subject to alteration without notice or obligation. ● = Standard equipment.

GRANDLAND X FEATURES / OPTIONS

AUDIO, COMMUNICATION AND NAVIGATION	SC	SRI	Elite	Ultimate	Prices including taxes (€)
R4.0 IntelliLink touchscreen infotainment system <i>For use with media players, USB memory sticks, mobile phones and smartphone apps.</i> Onboard features: <ul style="list-style-type: none"> • 7-inch colour touchscreen • Digital radio/AM/FM stereo radio • RDS with Traffic Programme Media connections: <ul style="list-style-type: none"> • USB connection with iPod control and smartphone projection • Bluetooth® A2DP audio streaming (Advanced Audio Distribution Profile) Mobile phone portal: <ul style="list-style-type: none"> • Bluetooth® connectivity • Handsfree calls via steering wheel controls • Vehicle microphone • Phone book access – <i>Contacts/last calls/missed calls etc. are mirrored on IntelliLink's display and are easily navigated using the touchscreen (features dependent on mobile phone).</i> Smartphone interface: <ul style="list-style-type: none"> • Apple CarPlay™ • Android Auto™ Aerial: • Rod antenna	●				
Navi 5.0 IntelliLink touchscreen navigation and infotainment system <i>For use with media players, USB memory sticks, mobile phones and smartphone apps.</i> Onboard features: <ul style="list-style-type: none"> • 8-inch colour touchscreen • Digital radio/AM/FM stereo radio • RDS with Traffic Programme • Embedded voice control Navigation features: <ul style="list-style-type: none"> • Satellite navigation system • 3D street level mapping • European coverage Media connections: <ul style="list-style-type: none"> • 2 USB connections, front with iPod control and smartphone projection functions • Bluetooth® A2DP audio streaming (Advanced Audio Distribution Profile) Mobile phone portal: <ul style="list-style-type: none"> • Bluetooth® connectivity • Handsfree calls via steering wheel controls • Vehicle microphone • Phone book access – <i>Contacts/last calls/missed calls etc. are mirrored on IntelliLink's display and are easily navigated using the touchscreen (features dependent on mobile phone).</i> Smartphone interface: <ul style="list-style-type: none"> • Apple CarPlay™ • Android Auto™ Aerial: • Shark fin	○	●	●	●	1250
Denon premium sound system <i>Only available with Navi 5.0. Not available with optional emergency spare wheel.</i> <ul style="list-style-type: none"> • Eight speakers • Subwoofer • Separate amplifier for subwoofer 	○	○	○	●	580
Six speakers (four front, two rear)	●	●	●		
Steering wheel mounted audio controls	●	●	●	●	
Wireless charger for mobile devices	○	○	●	●	125
OnStar personal assistant* <ul style="list-style-type: none"> • Emergency and crash response • Wi-Fi hotspot • Stolen vehicle alert • Smartphone vehicle diagnostics app • Destination download • Roadside Assistance call out 	○	○	○	○	500

Prices effective as of 31.8.18. Prices are subject to alteration without notice or obligation. ● = Standard equipment. ○ = Optional at extra cost.

All OnStar services and Wi-Fi services will cease to be available on 31 December 2020. No trial or paid subscriptions or services, including emergency response services, will be available after that date.

* = Includes 12 months of OnStar services (excluding Wi-Fi data charges) from date of first registration. Destination download is available on models with an embedded Opel navigation system. Roadside Assistance call out is subject to your vehicle being within its Opel Roadside Assistance cover period. If your car is out of Opel Roadside Assistance coverage or Policy Terms, the AA may charge for their time.





GRANDLAND X FEATURES / OPTIONS

	SC	SRI	Elite	Ultimate	Prices including taxes (€)
SEATING AND COMFORT					
Reach and rake adjustable steering	●	●	●	●	
Cloth front seats					
Driver's seat (eight-way adjustable): • Height • Reach • Backrest • Head restraint	●				
Front passenger's seat (six-way adjustable): • Reach • Backrest • Head restraint					
Seat trim: • Berson black fabric seat trim inserts • Modene black fabric side bolsters	●				
Ergonomic active front seats (AGR-approved†)					
Driver's and front passenger's seats (16-way adjustable): • Height • Reach • Tilt (electrical) • Backrest • Seat cushion extension					
• Lumbar adjustment (four-way electrical) • Head restraint	○	●			390
Seat trim: • Harlekin black fabric seat trim inserts • Black premium leather-effect side bolsters					
• Harlekin medium atmosphere fabric seat trim inserts (not available on SC models)		N/C			No-cost
• Modene two-tone fabric inner side bolsters • Medium atmosphere premium leather-effect outer side bolsters					
Ergonomic active front seats (AGR-approved†) and power driver's seat					
Driver's seat (16-way adjustable): • Height (electrical) • Reach (electrical) • Tilt (electrical) • Backrest (electrical)					
• Seat cushion extension • Lumbar adjustment (four-way electrical) • Head restraint • Active ventilation					
Front passenger's seat (16-way adjustable): • Height • Reach • Tilt (electrical) • Backrest • Seat cushion extension					
• Lumbar adjustment (four-way electrical) • Head restraint • Active ventilation			●	●	
Seat trim: • Black Siena perforated leather seat trim inserts • Black Siena leather side bolsters					
Rear seating					
• Three-person layout • 60/40 split-folding rear seat • Height-adjustable and removable head restraints					
• i-Size compatible child seat mountings incorporating top tether anchor points located on outer rear seats (does not include child seat)	●	●	●	●	
– Allows i-Size child safety seats to be securely fixed into the car. The mounting system reduces forward movement in an accident and makes the child seat easier to install.					
Centre rear seat head restraint	●	●	●	●	

Prices effective as of 31.8.18. Prices are subject to alteration without notice or obligation. ● = Standard equipment. ○ = Optional at extra cost. N/C = No-cost option.

† = AGR (The Campaign for Healthier Backs) is an independent centre of excellence for ergonomics, based in Germany.

GRANDLAND X FEATURES / OPTIONS

	SC	SRI	Elite	Ultimate	Prices including taxes (€)
HEATING AND VENTILATION					
Electronic climate control including air conditioning <ul style="list-style-type: none"> Dual-zone control – Allowing different temperature settings for driver and front passenger Advanced predictive logic control system using a sun sensor Charcoal filter – Removes dust, airborne particles, pollen and unpleasant odours Automatic air direction and fan speed with manual override Illuminated controls 	●	●	●	●	
Additional features <ul style="list-style-type: none"> Four adjustable facia vents Windscreen demist vents Side window demist vents Rear passenger compartment heating ducts Heated rear screen with timed cut-off 	●	●	●	●	
Winter Pack One <ul style="list-style-type: none"> Heated front seats Heated leather-covered steering wheel 	○	○	●		350
 Warm welcome					
Winter Pack Two <ul style="list-style-type: none"> Heated front seats (standard on Elite) Heated outer rear seats Heated leather-covered steering wheel (standard on Elite) 		○			690
 Warm welcome			○	●	340

INTERIOR CONVENIENCE

Convenience features <ul style="list-style-type: none"> Front 12-volt electrical accessory socket 12-volt electrical accessory socket in luggage compartment Front and rear passenger assist handles 	●	●	●	●	
220-volt power outlet behind front seats	●	●	●	●	
Driver's and front passenger's sunvisors with vanity mirrors	●				
Driver's and front passenger's sunvisors with illuminated vanity mirrors		●	●	●	
Automatically dimming anti-dazzle rear-view mirror	●	●	●	●	
Driver's centre armrest	●	●	●	●	
Versatility Pack <ul style="list-style-type: none"> 60/40 split-folding rear seat back Centre rear seat armrest with ski pass-through Illuminated luggage area Flex Floor with under-floor divider 	○	●	●	●	

INTERIOR LIGHTING

Standard lighting <ul style="list-style-type: none"> Courtesy lighting operated by door switches 	●	●	●	●	
Premium lighting <ul style="list-style-type: none"> Ambient centre console downlighter Ambient lighting in front doors Rear reading lights 		●	●	●	

Prices effective as of 31.8.18. Prices are subject to alteration without notice or obligation. ● = Standard equipment. ○ = Optional at extra cost.

GRANDLAND X FEATURES / OPTIONS

	SC	SRI	Elite	Ultimate	Prices including taxes (€)
INTERIOR STORAGE					
Interior storage					
• Ventilated glovebox with lid • Front door pockets with 2.6-litre capacity	●	●	●	●	
• Two drinks holders in centre console (one if optional All Road Pack is specified)					
• Rear door pockets with 1.8-litre capacity					
• Covered storage compartment in centre console and in driver's armrest	●	●	●	●	
• Storage pocket on front seat backs – <i>On SC models, fitted in conjunction with ergonomic sports front seats. Not available separately.</i>	○	●	●	●	
Luggage area					
• Luggage compartment cover • Fully carpeted luggage area	●	●	●	●	
• Illuminated luggage area – <i>On SC models, fitted in conjunction with Versatility Pack. Not available separately.</i>	□	●	●	●	
• Flex Floor with under-floor divider – <i>On SC models, fitted in conjunction with Versatility Pack. Not available separately.</i>	□	●	●	●	
MECHANICAL					
Front-wheel drive	●	●	●	●	
Six-speed manual gearbox	●	●	●		
Six-speed automatic transmission	▲	▲	▲		
Eight-speed automatic transmission	▲	▲	▲	●	
EXTERIOR LIGHTING					
Standard lighting features					
• LED daytime running lights • Automatic lighting control • Lights-on audible warning • LED tail lights • High-level centre rear brake light	●	●	●	●	
• Rear fog light • Reversing light • Hazard warning lights • Door-to-door illumination • Welcome lighting					
Front fog lights	●	●	●	●	
Halogen headlights with manual beam levelling and high beam assist	●	●	●		
Premium LED Adaptive Forward Lighting Pack					
<i>LED elements light the road brighter than halogen, allowing you to see hazards sooner and giving you more time to react. The system uses data such as vehicle speed, steering angle and when the indicators are used to determine the most suitable lighting.</i>					
• Urban light – <i>With street lighting and speeds up to 54km/h, the system automatically enhances the dipped beam function. At speeds below 28km/h the projector units swivel 8° outwards for improved visibility.</i>					
• Motorway light – <i>At higher speeds, and with a low level of steering inputs, the light range is increased.</i>					
• Country light – <i>At speeds between 54km/h and 114km/h the lighting is increased ahead and to the sides of the road.</i>					
• Static cornering light – <i>At lower speeds, when you indicate and turn the steering above a certain angle, corners and bends are illuminated to match steering inputs.</i>	○	○	○	●	1250
• Dynamic curve light – <i>The projector units swivel in the direction of travel based on steering angle and vehicle speed.</i>					
• Adverse weather light – <i>The projector units swivel outwards to increase illumination of the side of the road and road signs, and to reduce the dazzling of oncoming traffic.</i>					
• Intelligent main beam control – <i>Powerful down-the-road illumination on top of the LED low beam. Automatically switches between low beam and full beam based on traffic conditions.</i>					
• Automatic headlight levelling					

Prices effective as of 31.8.18. Prices are subject to alteration without notice or obligation. ● = Standard equipment. ○ = Optional at extra cost. □ = Available as part of an extra-cost option pack.

▲ = See price page for details.

GRANDLAND X FEATURES / OPTIONS










	SC	SRI	Elite	Ultimate	Prices including taxes (€)
EXTERIOR CONVENIENCE					
Windscreen wipers • Two-speed windscreen wipers with variable intermittent wipe • Intermittent rear window wash/wipe • Rain-sensitive windscreen wipers	●	●	●	●	
Door mirrors • Twin electrically adjustable/heated door mirrors (wide-angle on driver's side) with automatic timed cut-off – <i>Mirrors automatically tilt downwards when reverse gear is selected to improve visibility of the back of the car.</i> • Manually foldable door mirrors • Electrically foldable door mirrors with puddle light – <i>Fitted as part of Park and Go Pack One. Not available separately.</i>	● ● □	● ● ●	● ● ●	● ● ●	
Windows • Electrically operated front and rear windows with safety autoreverse and one-touch facility • Heated rear window • Heated windscreen	● ○	● ○	● ●	● ●	200
Fixed panoramic glass roof panel with electrically operated sunblind (not available in conjunction with silver-effect roof rails)	○	○	●	●	700
Roof rails, silver-effect (not available in conjunction with fixed panoramic glass roof panel)	○	○			250
Roof rails, silver-effect, in lieu of fixed panoramic glass roof panel			N/C	N/C	No-cost
Sight and Light Pack • Automatic lighting control • High beam assist • Rain-sensitive windscreen wipers • Automatically dimming anti-dazzle rear-view mirror	●	●	●	●	
Power tailgate – <i>Fitted as part of Keyless entry and start. Not available separately.</i>		□	□	□	
Detachable tow bar	○	○	○	○	695

EXTERIOR STYLING

Body styling • Side-protection mouldings • Chrome-effect front grille bar • Body-colour door mirrors • Body-colour door handles • Rear spoiler • Alloy-effect protective front and rear skid plates • Chrome-effect side window upper trim • Gloss black B-pillars • Black roof and door mirrors (not available with Diamond Black or Amethyst Purple exterior colours)	● ●	● ● ● ● ●	● ● ● ● ●	● ● ● ● ●	
Windows • Sound-absorbing windscreen • Tinted windows • Dark-tinted rear windows	● ●	● ○	● ○	● ●	500

Prices effective as of 31.8.18. Prices are subject to alteration without notice or obligation. ● = Standard equipment. ○ = Optional at extra cost. □ = Available as part of an extra-cost option pack. N/C = No-cost option.






GRANDLAND X FEATURES / OPTIONS

EXTERIOR COLOURS		SC	SRI	Elite	Ultimate	Prices including taxes (€)
	Jasper Grey • Solid paint	●	●	●	●	
	White Jade • Brilliant paint	○	○	○	○	155
	Quartz Grey • Two-coat metallic paint	○	○	○	○	600
	Moonstone Grey • Two-coat metallic paint					
	Dark Ruby Red • Two-coat metallic paint					
	Topaz Blue • Two-coat metallic paint					
	Diamond Black • Two-coat metallic paint • On Ultimate models black roof and door mirrors deleted					
	Amethyst Purple • Two-coat premium paint • Not available with black roof and door mirrors • On Ultimate models black roof and door mirrors deleted	○	○	○	○	750
	Pearl White • Tri-coat premium paint	○	○	○	○	995

Prices effective as of 31.8.18. Prices are subject to alteration without notice or obligation. ● = Standard equipment. ○ = Optional at extra cost.

The colours reproduced may vary slightly from the actual paint colour. As a result they should be used as a guide only. Your Opel Dealer has a comprehensive display of our paint samples.

GRANDLAND X FEATURES / OPTIONS

WHEELS AND TYRES		SC	SRI	Elite	Ultimate	Prices including taxes (€)
18-inch steel emergency spare wheel (in lieu of emergency tyre inflation kit). Not available with optional premium sound system		○	○	○		150
	17-inch silver-effect five twin-spoke alloy wheels <ul style="list-style-type: none"> • 215/65 R 17 ultra-low rolling resistance tyres • Emergency tyre inflation kit (in lieu of spare wheel) 	●				
	18-inch silver-effect multi-spoke alloy wheels <ul style="list-style-type: none"> • 225/55 R 18 ultra-low rolling resistance tyres • Emergency tyre inflation kit (in lieu of spare wheel) 		●	●		
	18-inch diamond-cut Technical Grey five-spoke alloy wheels <ul style="list-style-type: none"> • 225/55 R 18 ultra-low rolling resistance tyres • Emergency tyre inflation kit (in lieu of spare wheel) 		○	○		300
	18-inch five-spoke alloy wheels <ul style="list-style-type: none"> • 225/55 R 18 mud and snow tyres • Emergency tyre inflation kit (in lieu of spare wheel) • Fitted as part of All Road Pack. Not available separately • CO₂ emissions and fuel consumption will increase on SC, SRI and Elite models 	□	□	□	□	
	19-inch diamond-cut five twin-spoke alloy wheels <ul style="list-style-type: none"> • 235/50 R 19 tyres • Emergency tyre inflation kit (in lieu of spare wheel) 				●	

Prices effective as of 31.8.18. Prices are subject to alteration without notice or obligation. ● = Standard equipment. ○ = Optional at extra cost. □ = Available as part of an extra-cost option pack. N/C = No-cost option.

GRANDLAND X SPECIFICATIONS

ENGINES

	1.2 (130PS) Turbo	1.5 (130PS) Turbo D	2.0 (177PS) Turbo D
Fuel type	Petrol	Diesel	Diesel
Capacity	1199cc	1499cc	1997cc
Maximum power	130PS (96kW) @ 5500rpm	130PS (96kW) @ 3750rpm	177PS (130kW) @ 3750rpm
Maximum torque	230Nm (169 lb.ft.) @ 1750rpm	300Nm (221 lb.ft.) @ 1750rpm	400Nm (295 lb.ft.) @ 2000rpm
Configuration	3 cylinders, 4 valves per cylinder, double overhead camshafts	4 cylinders, 4 valves per cylinder, double overhead camshafts	4 cylinders, 4 valves per cylinder, double overhead camshafts
Fuel/induction system	Turbocharger. Variable Valve Timing. Common rail direct injection	Turbocharger with intercooler. Common rail direct injection	Turbocharger with intercooler. Common rail direct injection
Emission compliance	Euro 6d-TEMP (6.2). Petrol Particulate Filter	Euro 6d-TEMP (6.2). Diesel Particulate Filter	Euro 6d-TEMP (6.2). Diesel Particulate Filter
Service interval	30,000km or 1 year (whichever occurs sooner)	30,000km or 1 year (whichever occurs sooner)	30,000km or 1 year (whichever occurs sooner)

PERFORMANCE, FUEL ECONOMY AND EMISSIONS*

	Wheel size (inches)	Performance (manufacturer's figures)			Fuel economy litres/100km [#]		CO ₂ emissions g/km [#]
		Maximum speed (km/h)	Acceleration 0-100km/h (sec)	Urban driving	Extra-urban driving	Combined figure	
<i>Petrol models</i>							
1.2 (130PS) Turbo Start/Stop	17	188	9.5	6.1	4.8	5.2	120
1.2 (130PS) Turbo Start/Stop	18	188	9.5	6.1	4.9	5.3	121
1.2 (130PS) Turbo Start/Stop automatic	17	196	9.8	6.0	4.8	5.2	119
1.2 (130PS) Turbo Start/Stop automatic	18	196	9.8	6.1	4.9	5.3	121
<i>Diesel models</i>							
1.5 (130PS) Turbo D Start/Stop	17	191	10.2	4.7	3.8	4.1	108
1.5 (130PS) Turbo D Start/Stop	18	191	10.2	4.7	3.9	4.2	110
1.5 (130PS) Turbo D Start/Stop automatic	17	191	11.6	4.4	3.9	4.1	108
1.5 (130PS) Turbo D Start/Stop automatic	18	191	11.6	4.5	4.0	4.2	109
2.0 (177PS) Turbo D Start/Stop automatic	19	211	8.9	5.3	4.6	4.9	128

* = Provisional data.

= Fuel consumption data and CO₂ emission data are determined using the Worldwide harmonized Light vehicles Test Procedure (WLTP), and the relevant values are translated back to allow the comparability into NEDC, according to regulations R (EC) No. 715/2007, R (EU) No. 2017/1153 and R (EU) No. 2017/1151. The values do not take into account in particular use and driving conditions, equipment or options and may vary depending on the format of tyres. For more information on WLTP please see <https://www.opel.ie/wltp>

GRANDLAND X SPECIFICATIONS

START/STOP TECHNOLOGY

Grandland X's Start/Stop system, fitted as standard to all models, offers real benefits by improving fuel economy and reducing CO₂ emissions, particularly in town. It does this by automatically stopping the engine when you come to a standstill, and then restarting as you prepare to move off.

Before automatically stopping the engine a number of system checks are carried out to ensure that it is both safe and practical to do so. To ensure safety, the driver must depress the clutch pedal, shift in to neutral, and then release the clutch pedal. System checks carried out before Auto Stop activates include:

- Start/Stop system is not manually deactivated via the facia button
- Sufficient brake vacuum is available to prevent the car rolling down an incline
- Battery is in good condition and charged
- Outside air temperature and engine temperature are above specified minima
- Electronic climate control (where fitted) is not in maximum heating or maximum cooling mode
- Self-cleaning function of the diesel particulate filter is not active

If all of these conditions are satisfied then the vehicle will Auto Stop.

When you are ready to pull away from standstill, Auto Restart is activated by depressing the clutch pedal.

Whilst at a standstill the vehicle is continually monitored. If necessary, the engine will automatically be restarted. Conditions that would initiate an Auto Restart include:

- Low battery level
- Brake vacuum below specified minimum
- Start/Stop system is manually deactivated
- Stationary for 5.5 minutes

FUEL TANK CAPACITY

- 53 litres (11.6 gallons)

ADBLUE TANK CAPACITY

- 17 litres (3.7 gallons)

TRANSMISSIONS

Six-speed manual gearbox:

Standard on all models except Ultimate.

Six-speed automatic transmission with Active Select function:

Available at extra cost on all models except Ultimate. Electronically controlled with adaptive driving function and fuel-saving eco mode. Fluid drive with torque converter, lock-up clutch and Active Select.

Eight-speed automatic transmission:

Standard on Ultimate models.

STEERING

- Speed-sensitive electric power-assisted steering

SUSPENSION

Front: Independent. Decoupled MacPherson struts with gas-pressure dampers and coil springs. Anti-roll bar.

Rear: Compound crank with coil springs and gas-pressure dampers.

BRAKING AND STABILITY

- Switchable Electronic Stability Programme (ESP)
- Anti-lock Braking System (ABS)
- Corner stability control
- Traction control
- Hill start assist
- Hydraulic brake assist
- Electronic brakeforce distribution

All models

Front ventilated discs: 304mm diameter

Rear discs: 268mm diameter

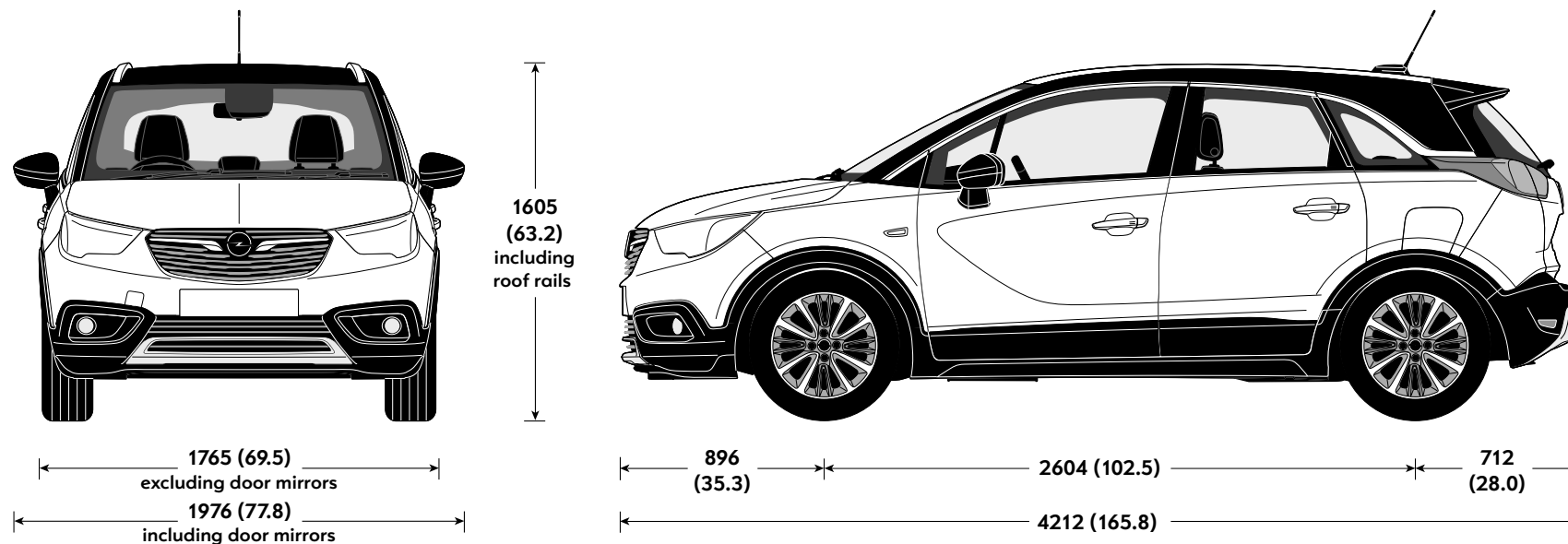
WEIGHTS AND TOWING DATA kg

	Gross vehicle weight	Max. towing weights Trailer with brakes (without brakes)
1.2 (130PS) Turbo Start/Stop	1900	1400 (685)
1.2 (130PS) Turbo Start/Stop auto	2000	1300 (696)
1.5 (130PS) Turbo D Start/Stop	2000	1500 (715)
1.5 (130PS) Turbo D Start/Stop auto	2000	1300 (727)
2.0 (177PS) Turbo D Start/Stop auto	2090	2000 (750)

Gross vehicle weight is the total permissible weight of the vehicle including passengers and their luggage. The **maximum roof rack loading** should not exceed 85kg. The **maximum towing weights** are based on the ability of the car, with two occupants of 75kg each, to restart on a 12% gradient, which is approximately 1 in 8.3, at sea level. At altitudes above 1500 metres, the engine output may drop with a corresponding reduction in towing capability. Any extra weight, such as luggage or additional passengers, should be deducted from the maximum towing weight. With a trailer fully loaded, **maximum noseweight** should not exceed 70kg. Always fit Opel towing attachments and accessories available from your Opel Dealer. They are designed specifically for Opel models and carry a 12-month guarantee.

GRANDLAND X SPECIFICATIONS

EXTERIOR DIMENSIONS millimetres (inches)



LOADSPACE DIMENSIONS millimetres (inches)

Maximum length (behind rear seats)	873 (34.4)
Maximum length (rear seats folded)	1696 (66.8)
Maximum width	1053 (41.5)
Maximum height	866 (34.1)

LOADSPACE CAPACITIES* litres (cu.ft.)

Rear seats up (under luggage compartment cover)	514 (18.1)
Rear seats folded (to roof)	1652 (58.3)

* = Measured using the ECIE method.