


INSIGNIA

PRICES AND SPECIFICATIONS

2019 models. Prices effective 31 August 2018



INSIGNIA RANGE HIGHLIGHTS



INSIGNIA SC

Highlights

- Air conditioning
- Automatic lighting control
- Cruise control with speed limiter

Infotainment:

- R4.0 IntelliLink with DAB/FM/AM Radio
- 7-inch colour touchscreen
- Smartphone connectivity for your phone, messaging, music, maps and apps
- Apple CarPlay™ and Google Android Auto™ app projection
- Siri / Google voice command for phone, messaging, music, maps and calendar
- Steering wheel controls for phone, music and cruise control
- Bluetooth® phone, messaging and music streaming
- USB connection / seven speakers

Interior / styling features:

- Leather-covered steering wheel
- Steering column adjustable for reach/rake

Exterior/styling features:

- Keyless start
- 17-inch bi-colour structure wheels (1.6 diesel models)
- 17-inch five twin-spoke alloy wheels (excluding 1.6 diesel models)
- Tyre inflation kit (in lieu of spare wheel)

Safety / security features:

- Electronic Stability Programme (ESP)
- Anti-lock Braking System (ABS)
- Front camera system
- Six airbags
- Tyre pressure monitoring system
- Security alarm system (Thatcham approved, T1)



INSIGNIA SRI

Highlights

- Navi 900 satellite navigation
- Sports front seats
- Electronic climate control

Infotainment:

As Insignia SC, plus:

- Navi 900 IntelliLink
- Satellite navigation
- 8-inch colour touchscreen

Interior / styling features:

As Insignia SC, plus:

- Ergonomic active sports front seats
- Sports pedals
- Dual-zone electronic climate control
- Illuminated vanity mirrors
- Storage pockets on front seat backs
- Ambient LED lighting in front doors
- Twin rear USB sockets
- Auto-dimming rear-view mirror

Exterior / styling features:

As Insignia SC, plus:

- 17-inch five twin-spoke alloy wheels
- Front fog lights
- Dark-tinted rear windows
- Rear spoiler (Grand Sport models)
- Rain-sensitive windscreen wipers
- Silver-effect roof rails (Sports Tourer models)

Safety / security features:

As Insignia SC, plus:

- Traffic sign recognition

INSIGNIA RANGE HIGHLIGHTS



INSIGNIA SE

Highlights

- Navi 900 satellite navigation
- Electronic climate control
- Bluetooth® audio/mobile phone

Infotainment:

As *Insignia SC*, plus:

- Navi 900 IntelliLink
- Satellite navigation
- 8-inch colour touchscreen

Interior / styling features:

As *Insignia SC*, plus:

- Dual-zone electronic climate control
- Twin rear USB sockets
- Auto-dimming rear-view mirror
- 4.2-inch colour information display
- Ergonomic active driver's seat
- Front passenger's seat height adjustment

Exterior / styling features:

As *Insignia SC*, plus:

- 17-inch five twin-spoke alloy wheels
- Rain-sensitive windscreen wipers
- Chrome-effect inserts in door handles
- Front and rear parking sensors
- Silver-effect roof rails (Sports Tourer models)

Safety / security features:

As *Insignia SC*, plus:

- Traffic sign recognition



INSIGNIA ELITE

Highlights

- Navi 900 satellite navigation
- IntelliLux LED® Matrix headlights
- Leather trim

Infotainment:

As *Insignia SE*.

Interior / styling features:

As *Insignia SE*, plus:

- Ergonomic active front seats
- Perforated leather seat facings
- Heated front seats
- Heated outer rear seats (Sports Tourer models)
- 8-inch colour information display

Exterior / styling features:

As *Insignia SE*, plus:

- 17-inch five twin-spoke alloy wheels (ecoTEC models)
- 18-inch five-spoke alloy wheels (excluding ecoTEC models)
- IntelliLux LED® Matrix headlights
- Front fog lights
- Dark-tinted rear windows

Safety / security features:

As *Insignia SE*.

INSIGNIA RANGE HIGHLIGHTS



INSIGNIA GSi

Highlights

- Exterior body styling
- Sports chassis
- Navi 900 satellite navigation

Infotainment:

As Insignia SE, plus:

- Bose® premium sound system

Interior / styling features:

As Insignia SE, plus:

- Perforated leather seat facings
- Premium ergonomic active front seats
- Dual-zone electronic climate control
- Heated, flat-bottom leather-covered OPC-Line steering wheel
- Heated front and outer rear seats

Exterior / styling features:

As Insignia SE, plus:

- 20-inch alloy wheels
- GSi front and rear bumpers
- GSi side sills
- GSi rear spoiler (Grand Sport models)
- Visible exhaust tailpipes
- IntelliLux LED® Matrix headlights
- FlexRide with Competition mode
- Sports chassis

Safety / security:

As Insignia SE.



INSIGNIA COUNTRY TOURER

Highlights

- Exterior body styling
- FlexRide chassis
- Navi 900 satellite navigation

Infotainment:

As Insignia SE.

Interior / styling features:

As Insignia SE, plus:

- FlexFold 40/20/40 split folding rear seat back

Exterior / styling features:

As Insignia SE, plus:

- 18-inch bi-colour five twin-spoke alloy wheels
- Anthracite wheel arch and sill extensions
- Front and rear bumpers incorporating silver-effect skid plates
- FlexRide chassis
- Dark-tinted rear windows
- Front fog lights
- Silver-effect roof rails
- Torque vectoring system (4X4 models)

Safety / security features:

As Insignia SE.

INSIGNIA 5-DOOR GRAND SPORT PRICES

Trim	Engine	Transmission	CO ₂	Tax Band	Tax €	RRP €
DIESEL ENGINES						
SC	1.6 (110PS) Turbo D ecoTEC	Manual	116	A4	200	30,295
SC	1.6 (136PS) Turbo D ecoTEC	Manual	121	B1	270	31,095
SC	1.6 (136PS) Turbo D	Automatic	138	B2	280	33,950
SRI	1.6 (136PS) Turbo D ecoTEC	Manual	121	B1	270	33,495
SRI	1.6 (136PS) Turbo D	Automatic	138	B2	280	36,350
SRI	2.0 (170PS) Turbo D	Manual	141	C	390	35,300
SRI	2.0 (170PS) Turbo D	Automatic	145	C	390	36,700
SE	1.6 (110PS) Turbo D ecoTEC	Manual	116	A4	200	32,695
SE	1.6 (136PS) Turbo D ecoTEC	Manual	121	B1	270	33,495
SE	1.6 (136PS) Turbo D	Automatic	138	B2	280	36,350
SE	2.0 (170PS) Turbo D	Manual	141	C	390	35,300
SE	2.0 (170PS) Turbo D	Automatic	145	C	390	36,700
Elite	1.6 (110PS) Turbo D ecoTEC	Manual	116	A4	200	35,040
Elite	1.6 (136PS) Turbo D ecoTEC	Manual	121	B1	270	35,840
Elite	1.6 (136PS) Turbo D	Automatic	138	B2	280	38,695
Elite	2.0 (170PS) Turbo D	Manual	141	C	390	37,645
Elite	2.0 (170PS) Turbo D	Automatic	145	C	390	39,045
GSI	2.0 (210PS) BiTurbo D 4X4	Automatic	187	E	750	53,600
PETROL ENGINES						
SC	1.5 (140PS) Turbo ecoTEC	Manual	129	B1	270	27,995
SRI	1.5 (140PS) Turbo ecoTEC	Manual	129	B1	270	30,395
SE	1.5 (140PS) Turbo ecoTEC	Manual	129	B1	270	30,395
Elite	1.5 (140PS) Turbo ecoTEC	Manual	129	B1	270	32,740

The above is for information purposes only as our products are continually updated and changes may be made to the specifications at any time. If you require any specific feature, you must consult your authorised Opel Dealer who is regularly updated with any change in specification. Specifications are subject to change without notice.

RRP does not include recommended delivery charge of €700. This price includes the recommended cost of PDI, number plates and delivery to an Opel Dealer. The recommended delivery charge does not include fuel supplied by the dealer, Motor insurance or any other goods or services supplied by agreement between the Dealer and the customer.

Prices effective 31.8.18. Prices subject to alteration or change without notice or obligation.

INSIGNIA 5-DOOR SPORTS TOURER PRICES

Trim	Engine	Transmission	CO ₂	Tax Band	Tax €	RRP €
DIESEL ENGINES						
SC	1.6 (110PS) Turbo D ecoTEC	Manual	122	B1	270	31,495
SC	1.6 (136PS) Turbo D ecoTEC	Manual	126	B1	270	32,295
SC	1.6 (136PS) Turbo D ecoTEC	Automatic	139	B2	280	35,150
SC	2.0 (170PS) Turbo D	Manual	144	C	390	34,100
SC	2.0 (170PS) Turbo D	Automatic	148	C	390	35,500
SRI	1.6 (110PS) Turbo D ecoTEC	Manual	122	B1	270	33,895
SRI	1.6 (136PS) Turbo D ecoTEC	Manual	126	B1	270	34,695
SRI	1.6 (136PS) Turbo D ecoTEC	Automatic	139	B2	280	37,550
SRI	2.0 (170PS) Turbo D	Manual	144	C	390	36,500
SRI	2.0 (170PS) Turbo D	Automatic	148	C	390	37,900
SE	1.6 (110PS) Turbo D ecoTEC	Manual	122	B1	270	33,895
SE	1.6 (136PS) Turbo D ecoTEC	Manual	126	B1	270	34,695
SE	1.6 (136PS) Turbo D ecoTEC	Automatic	139	B2	280	37,550
SE	2.0 (170PS) Turbo D	Manual	144	C	390	36,500
SE	2.0 (170PS) Turbo D	Automatic	148	C	390	37,900
Elite	1.6 (110PS) Turbo D ecoTEC	Manual	122	B1	270	36,240
Elite	1.6 (136PS) Turbo D ecoTEC	Manual	126	B1	270	37,040
Elite	1.6 (136PS) Turbo D ecoTEC	Automatic	139	B2	280	39,895
Elite	2.0 (170PS) Turbo D	Manual	144	C	390	38,845
Elite	2.0 (170PS) Turbo D	Automatic	148	C	390	40,245
GSI	2.0 (210PS) BiTurbo D 4X4	Automatic	188	E	750	54,800
PETROL ENGINES						
SC	1.5 (140PS) Turbo	Manual	131	B2	280	29,195
SRI	1.5 (140PS) Turbo	Manual	131	B2	280	31,595
SE	1.5 (140PS) Turbo	Manual	131	B2	280	31,595
Elite	1.5 (140PS) Turbo	Manual	131	B2	280	33,940

The above is for information purposes only as our products are continually updated and changes may be made to the specifications at any time. If you require any specific feature, you must consult your authorised Opel Dealer who is regularly updated with any change in specification.

Specifications are subject to change without notice.

RRP does not include recommended delivery charge of €700. This price includes the recommended cost of PDI, number plates and delivery to an Opel Dealer. The recommended delivery charge does not include fuel supplied by the dealer, Motor insurance or any other goods or services supplied by agreement between the Dealer and the customer.

Prices effective 31.8.18. Prices subject to alteration or change without notice or obligation.

INSIGNIA 5-DOOR COUNTRY TOURER PRICES

Trim	Engine	Transmission	CO ₂	Tax Band	Tax €	RRP €
DIESEL ENGINES						
Country Tourer	2.0 (170PS) Turbo D	Manual	150	C	390	37,100
Country Tourer	2.0 (170PS) Turbo D	Automatic	151	C	390	38,500
Country Tourer	2.0 (170PS) Turbo D 4X4	Manual	164	D	570	40,510

The above is for information purposes only as our products are continually updated and changes may be made to the specifications at any time. If you require any specific feature, you must consult your authorised Opel dealer who is regularly updated with any change in specification. Specifications are subject to change without notice.

RRP does not include recommended delivery charge of €700. This price includes the recommended cost of PDI, number plates and delivery to an Opel Dealer. The recommended delivery charge does not include fuel supplied by the dealer, Motor insurance or any other goods or services supplied by agreement between the Dealer and the customer.

Prices effective 31.8.18. Prices subject to alteration or change without notice or obligation.

INSIGNIA FEATURES / OPTIONS

SAFETY

Driver / passenger airbags

- Driver's airbag • Front passenger's airbag • Two front seat side-impact airbags
- Full-size curtain airbags for driver and front and outer rear seat passengers

Seating

- Height-adjustable front seat head restraints (excluding GSi models) • Three height adjustable rear seat head restraints • Anti-submarining ramps in front seats – Prevents occupants sliding underneath the lap belt during a collision.

Seatbelts

- Height adjustable front inertia-reel lap and diagonal seatbelts • Three inertia-reel lap and diagonal rear seatbelts • Front and outer rear seatbelt pretensioner system – Pretensioners tighten the seatbelt in the event of an accident limiting forward movement. • Front and outer rear seatbelt force limiters – Reduces potential upper body injuries during a frontal impact.
- Front 'seatbelt unfastened' audible warning and warning light

Child safety

- Deactivation switch for front passenger's front and side-impact airbags – Permits the safe use of a child seat in the front passenger seat. • ISOFIX child seat mountings incorporating top tether anchor points located on outer rear seats (does not include child seat) – Allows ISOFIX child safety seats to be securely fixed into the car. The ISOFIX mounting system reduces forward movement in an accident and makes the child seat easier to install. • Child-proof locks on rear doors

Driver / passenger safety

- Energy-absorbing steering column • Pedal release system – Reduces potential injury to the driver's legs and feet during a severe frontal impact. • Laminated windscreen • Side-impact protection beams • Reinforced passenger safety cell • Deformation zones front and rear
- Burst-proof door locks and anti-jam door design

Pedestrian safety

- Active bonnet / headlight / wiper structure – Designed to reduce pedestrian head and upper body injuries. The active bonnet travels backwards and upwards to help prevent impact between pedestrian's head and underbonnet components.
- Upper and lower bumper design – Reduces upper and lower leg injuries.

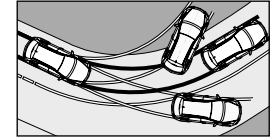
Stability

Electronic Stability Programme (ESP):

– Works in conjunction with the vehicle's electronic braking and engine systems to keep the car stable in many different situations. ESP monitors many different inputs to determine when the car starts to lose traction, it can then immediately respond by varying the brake pressure between up to three wheels and adjust the engine output to help correct the loss of traction and improve stability.

Additional ESP features:

- Traction control • Cornering brake control • Straight line stability control • Rollover mitigation • Drag torque control – Maintain stability on slippery roads when lifting off the accelerator or changing gear.



Braking

Anti-lock Braking System (ABS):

– Prevents the vehicle's wheels from locking up under heavy braking by momentarily reducing brake pressure at the appropriate wheel, ensuring that you can maintain control of the steering.

Additional braking features:

- The same electronic systems used in the ABS and ESP also deliver exceptional braking performance.
- Emergency brake assist – When emergency braking is detected the vehicle automatically applies the maximum possible braking assistance. • Fading brake support – Compensates for the effects of brake fade • Electronic brakeforce distribution – Automatically apportions the optimum braking force to each wheel. • Adaptive brake lights – Automatically warns other road users of heavy braking.
- Hill start assist – Briefly maintains rear brake pressure to stop the vehicle rolling back on an incline.
- Hazard warning lights

Tyre pressure



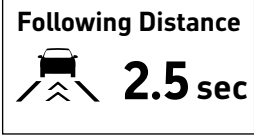



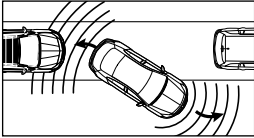

- Tyre pressure monitoring system

INSIGNIA FEATURES / OPTIONS

DRIVER ASSISTANCE	SC	SRI	SE	Elite	GSi	Country Tourer	Prices including taxes (€)
Electric parking brake • Centre console switch in lieu of handbrake lever • Premium centre console featuring adjustable armrest	●	●	●	●	●	●	
Steering • Speed-sensitive electrically assisted power steering	●	●	●	●	●	●	
Cruise control with speed limiter <i>Cruise control enables you to maintain a constant speed – making it ideal for economical motorway driving. The speed limiter function can be set to ensure that you do not exceed the speed limit and can be easily overridden if required.</i> • Steering wheel mounted controls	●	●	●	●	●	●	
FlexRide (available at extra cost on 1.6 (136PS) Turbo D, 2.0 (170PS) Turbo D models) <i>Enables the driver to choose from three distinct driving modes – Normal (default setting), Sport or Tour.</i> • Facia-mounted Sport and Tour switches • GSi models include a unique Competition mode	○	○	○	○	●	●	1300

Prices effective as of 31.8.18. Prices are subject to alteration without notice or obligation. ● = Standard equipment. ○ = Optional at extra cost.

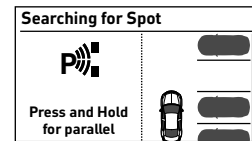
INSIGNIA FEATURES / OPTIONS

DRIVER ASSISTANCE		SC	SRI	SE	Elite	G5i	Country Tourer	Prices including taxes (€)
Driving Assistance Pack One <i>A wide range of class-leading driver assistance and safety features are controlled by the front camera system</i> Forward collision alert with automatic city emergency braking: <i>In certain circumstances and at speeds above 8km/h warns when approaching another vehicle too quickly. At speeds above 8km/h and up to 80km/h the system provides additional braking support to help the driver brake more quickly and effectively in an emergency situation. On dry roads at speeds above 8km/h and up to 40km/h the vehicle can brake to a full stop. At speeds above 40km/h and up to 80km/h, if no avoiding action is taken by the driver, the system automatically slows the vehicle with emergency braking.</i> <ul style="list-style-type: none"> • Visual warnings – Red LEDs projected onto windscreen and visual warning shown in the instrument cluster. • Audible warning • Additional braking support • Low speed collision mitigation braking 								
 Warns you of potential accidents								
Following distance indicator: <i>Indicates how many seconds you are behind the vehicle in front – helping you maintain a safe distance.</i> <ul style="list-style-type: none"> • Timings are shown in the driver information display • Warning light in the instrument cluster if the gap to the vehicle ahead is below that set by the driver 		●	●	●	●	●	●	
 Keeps a safe distance								
Lane departure warning with lane assist: <i>If the driver has not actively steered or signalled, the lane departure warning system warns when the car moves outside of lane markings at speeds above 56km/h. The lane assist function additionally provides gentle steering correction to help drivers keep in their lane if no active inputs are made.</i> <ul style="list-style-type: none"> • Warning light in the instrument cluster • Audible warning • Steering wheel 'nudge' warning • Facia on / off switch 								
 Keeps you in lane								
Driving Assistance Pack Two – Automatic cruise control incorporating automatic brake intervention (not available on 1.6 (110/136) Turbo D models) <i>Automatic cruise control adjusts the vehicle's speed to maintain a time distance to the preceding vehicle, up to the speed that you have set. On models with automatic transmission the 'Stop and Go' function will bring the vehicle to a complete stop and then set off again as the traffic ahead moves away. Automatic brake intervention is active at all speeds above walking pace (4km/h).</i>			○	○	○	○	○	1000
Front and rear parking distance sensors (not available with Driving Assistance Pack Four) <ul style="list-style-type: none"> • Audible warning • Distance warning graphic shown in driver information display 		○	○	●	●	●	●	250
 Easier parking								

Prices effective as of 31.8.18. Prices are subject to alteration without notice or obligation. ● = Standard equipment. ○ = Optional at extra cost.

INSIGNIA FEATURES / OPTIONS

	SC	SRI	SE	Elite	G5i	Country Tourer	Prices including taxes (€)
DRIVER ASSISTANCE							
Rear-view camera (not available with Driving Assistance Pack Four)	○	○	○	○	○	○	250
Driving Assistance Pack Three (only available in conjunction with Multimedia Navi Pro and in conjunction with Power Seat Pack. Includes front and rear parking distance sensors)							
<p><i>Intelligent ultrasonic sensors form part of the solution for today's crowded roads and car parks – delivering exceptional assistance both when parking and protecting you on the open road.</i></p> <ul style="list-style-type: none"> • Electrically foldable door mirrors with puddle lights <p>Advanced park assist:</p> <p><i>Advanced park assist not only detects suitable parking spaces but also expertly steers into them for you. All you have to do is to drive forward or reverse. The system works with both parallel and bay parking.</i></p> <ul style="list-style-type: none"> • Ultrasonic side sensors with four-metre range • Ultrasonic front and rear parking sensors with a two-metre range • Fully automated steering • On automatic models, braking is automated • Detailed forward/reverse instructions are shown in the instrument cluster or central facia display <p> ✓ Finds suitable parking spaces ✓ Auto steers into the parking space for you </p>	○	○	○	○	○	○	1320



Prices effective as of 31.8.18. Prices are subject to alteration without notice or obligation. ○ = Optional at extra cost.

INSIGNIA FEATURES / OPTIONS

DRIVER ASSISTANCE

**Driving Assistance Pack Four (SC models require optional Navi 900 IntelliLink and Sight and Light Pack.
Not available with Brownstone Nappa premium leather)**

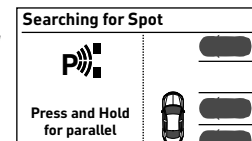
Intelligent ultrasonic sensors form part of the solution for today's crowded roads and car parks – delivering exceptional assistance both when parking and protecting you on the open road.

- Electrically foldable door mirrors with puddle lights

Advanced park assist:

Advanced park assist not only detects suitable parking spaces but also expertly steers into them for you. All you have to do is to drive forward or reverse. The system works with both parallel and bay parking.

- Ultrasonic side sensors with four-metre range
- Ultrasonic front and rear parking sensors with a two-metre range
- Fully automated steering
- On automatic models, braking is automated
- Detailed forward/reverse instructions are shown in the instrument cluster or central facia display

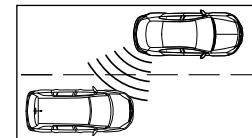


- ✓ Finds suitable parking spaces
- ✓ Auto steers into the parking space for you

Lane change assist with side blind spot alert:

Lane change assist with side blind spot alert helps prevent potential collisions with other vehicles 'hidden' in the vehicle's side blind spots. If a vehicle enters one of the blind spots a warning light illuminates in the relevant door mirror.

- Ultrasonic side sensors identify vehicles within three-metre range
- LED warning light in door mirrors, flashes when indicators are used
- Audible warning is sounded if the indicators are used and the system has detected another vehicle
- Radar sensors with 70-metre range identify traffic approaching quickly from behind

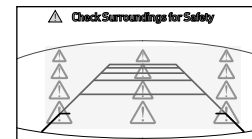


- ✓ Warns of vehicles in your blind spot

Rear-view camera:

The rear-view camera gives a clear view of the area behind your car and helps place the car perfectly, without needing to strain your neck.

- Activated when reverse gear selected
- Camera view appears in infotainment screen
- Rear bumper and grid lines shown as reference points

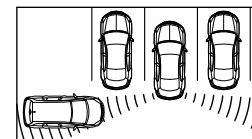


- ✓ See what's behind you on the central screen

Rear cross traffic alert:

As you reverse the car, this system detects vehicles approaching from the rear and side.

- Radar sensors with 20-metre range identify approaching vehicles
- Warning light in central facia display
- Audible warning on relevant side of car



	SC	SRI	SE	Elite	G5i	Country Tourer	Prices including taxes (€)
Driving Assistance Pack Four (SC models require optional Navi 900 IntelliLink and Sight and Light Pack. Not available with Brownstone Nappa premium leather)							
Advanced park assist							
Lane change assist with side blind spot alert	○	○	○	○		○	850
Rear-view camera							
Rear cross traffic alert							

Prices effective as of 31.8.18. Prices are subject to alteration without notice or obligation. ○ = Optional at extra cost.

INSIGNIA FEATURES / OPTIONS

	SC	SRI	SE	Elite	G5i	Country Tourer	Prices including taxes (€)
SECURITY							
Standard security features • Electronically protected audio equipment • Engine deadlock immobiliser • Visible Vehicle Identification Number (VIN) • Locking wheel bolts for alloy wheels • Freewheeling door locks	●	●	●	●	●	●	
Remote control central locking • Operates on doors, tailgate and fuel filler flap • Deadlocking • Central locking activation switch on driver's door • Keyless entry with two transmitter fobs	●	●	●	●	●	●	
Remote control ultrasonic security alarm system • Remote control (operates in conjunction with central locking) • Ultrasonic interior sensors • Tilt sensor • Independent power supply • Thatcham approved (T1)	○	○	○	○	●	○	450
Keyless start with engine start/stop button	●	●	●	●	●	●	
DRIVER INFORMATION							
Instrumentation • Speedometer • Rev counter • Digital fuel gauge with low fuel level warning light • Digital water temperature gauge with warning light • Shift-up/down indication light – <i>Indicates when to change gear for optimum fuel economy.</i>	●	●	●	●	●	●	
Driver information display (centrally located in instrument cluster) Displays: • Trip computer data • Total mileage • Service-due indicator • Oil life • Tyre pressure monitoring system • 3.5-inch monochrome display • 4.2-inch colour display • 8-inch colour display incorporating speedometer and supplementary audio, phone and navigation information	●	●	●	●	●	●	
Head-up display (only available in conjunction with 8-inch colour display) <i>Projects key information onto the windscreen so that the driver's eyes remain on the road at all times. The display is adjustable for height and brightness.</i> Displays: • Navigation directions • Audio and phone information • Speedometer • Rev counter • Selected gear and gear shift indicator • Set speed of cruise control and speed limiter • Forward collision alert • Following distance indicator gap adjustment • Lane assist and lane departure warning • Pedestrian alert <i>Please note: The red LEDs of the forward collision alert system are replaced by a warning symbol</i>				○	●	○	750
Multi-function trip computer (displayed on driver information display) • Trip mileage • Vehicle range based on remaining fuel • Average speed • Average fuel economy • Instantaneous fuel economy • Driving time		○	○				1150
Central facia display (format dependent on infotainment unit) • Audio information • Digital clock with automatic RDS time adjustment • Outside air temperature with ice warning function • Additional features dependent on infotainment unit (see infotainment for details)	●	●	●	●	●	●	

Prices effective as of 31.8.18. Prices are subject to alteration without notice or obligation. ● = Standard equipment. ○ = Optional at extra cost.

INSIGNIA FEATURES / OPTIONS

INTERIOR STYLING	<i>SC</i>	<i>SRI</i>	<i>SE</i>	<i>Elite</i>	<i>GSi</i>	<i>Country Tourer</i>	Prices including taxes (€)
SC interior décor Steering wheel: • Three-spoke design • Leather-covered • Satin chrome-effect bezel Facia and door trim: • Black facia • Black door panels with black Atlantis cloth inserts • Metallic silver Raute trim inserts • Chrome-effect interior door handles Headlining: • Light fabric	●						
SRI interior décor Steering wheel: • Three-spoke design • Leather-covered, perforated • Satin chrome-effect bezel Facia and door trim: • Black facia • Silver air vent surrounds • Black door panels with black premium leather-effect inserts (standard seats); black leather-effect inserts (optional AGR sports seats) • Dark metallic Hexagon trim inserts • Chrome-effect interior door handles Pedals: • Sports, alloy-effect Headlining: • Light fabric		●					
SE / Country Tourer interior décor Steering wheel: • Three-spoke design • Leather-covered • Satin chrome-effect bezel Facia and door trim: • Black facia • Black door panels with black leather-effect inserts • Dark silver Agate trim inserts • Chrome-effect interior door handles Headlining: • Light fabric Floor mats: • Velour, front and rear (Country Tourer models only) Front door sill covers: • Alloy-effect			●			●	
Elite interior décor Steering wheel: • Three-spoke design • Leather-covered • Satin chrome-effect bezel Facia and door trim: • Black facia • Silver air vent surrounds • Black door panels with black leather-effect inserts (standard and optional black leather AGR sports seats); shale leather-effect inserts (optional shale leather AGR sports seats) • Dark silver Agate trim inserts • Chrome-effect interior door handles Headlining: • Light fabric Front door sill covers: • Alloy-effect				●			

Prices effective as of 31.8.18. Prices are subject to alteration without notice or obligation. ● = Standard equipment.

INSIGNIA FEATURES / OPTIONS

INTERIOR STYLING	SC	SRI	SE	Elite	GSi	Country Tourer	Prices including taxes (€)
GSi interior décor Steering wheel: • Three-spoke OPC-Line design, flat bottom • Leather-covered, perforated • Electrically heated • Satin chrome-effect bezel Facia and door trim: • Black facia • Silver air vent surrounds • Black door panels with black leather-effect inserts • Dark metallic Hexagon trim inserts • Chrome-effect interior door handles Pedals: • Sports, alloy-effect Headlining: • Dark fabric Floor mats: • Velour, front and rear Front door sill covers: • Alloy-effect					●		
OPC Interior Pack Steering wheel: • Three-spoke OPC-Line design, flat bottom • Leather-covered, perforated • Electrically heated • Satin chrome-effect bezel • Paddle shift on automatic models Pedals: • Sports, alloy-effect Headlining: • Dark fabric		○	○	○	●	○	600

Prices effective as of 31.8.18. Prices are subject to alteration without notice or obligation. ● = Standard equipment. ○ = Optional at extra cost.

INSIGNIA FEATURES / OPTIONS

SEATING AND COMFORT	SC	SRI	SE	Elite	GSi	Country Tourer	Prices including taxes (€)
Reach and rake adjustable steering	●	●	●	●	●	●	
Cloth front seats Driver's seat (eight-way adjustable): • Height • Reach • Backrest • Head restraint Front passenger's seat (six-way adjustable): • Reach • Backrest • Head restraint Seat trim: • Milano fabric seat trim inserts • Plain black fabric side bolsters	●						
Cloth front seats Ergonomic active driver's seat (16-way adjustable): • Height • Reach • Tilt • Backrest • Lumbar adjustment (four-way electrical) • Head restraint (four-way) Front passenger's seat (8-way adjustable): • Reach • Backrest • Head restraint (four-way) Seat trim: • Monita fabric seat trim inserts • Black premium leather-effect side bolsters			●			●	
Ergonomic active front seats (AGR-approved*) Driver's seat (18-way adjustable): • Height • Reach • Tilt • Backrest • Seat cushion extension • Lumbar adjustment (four-way electrical) • Head restraint (SC models: two-way / SRI models: four-way) Front passenger's seat (eight-way adjustable): • Reach • Backrest • Head restraint (SC models: two-way / SRI models: four-way)		●					
Seat trim: SC models: • Milano fabric seat trim inserts • Plain black fabric side bolsters SRI models: • Monita fabric seat trim inserts • Black premium leather-effect side bolsters	○						390

Prices effective as of 31.8.18. Prices are subject to alteration without notice or obligation. ● = Standard equipment. ○ = Optional at extra cost.

* = AGR (The Campaign for Healthier Backs) is an independent centre of excellence for ergonomics, based in Germany.

INSIGNIA FEATURES / OPTIONS

SEATING AND COMFORT	SC	SRI	SE	Elite	G5i	Country Tourer	Prices including taxes (€)
Ergonomic sports-style front seats (AGR-approved*) featuring perforated leather seat trim Driver's and front passenger's seat (18-way adjustable): <ul style="list-style-type: none"> • Height • Reach • Tilt • Backrest • Seat cushion extension • Lumbar adjustment (four-way electrical) • Head restraint (four-way) • Heated front seats Seat trim: <ul style="list-style-type: none"> • Black Siena perforated leather seat trim inserts • Black premium leather-effect side bolsters 		○					1500
<ul style="list-style-type: none"> • Shale Siena perforated leather seat trim inserts • Shale premium leather-effect side bolsters 			○			○	2000
				●			500
Premium ergonomic sports front seats (AGR-approved*) Driver's and front passenger's seat (14-way adjustable): <ul style="list-style-type: none"> • Height (electrical) • Reach (electrical) • Tilt (electrical) • Backrest (electrical) • Seat cushion extension • Lumbar adjustment (four-way electrical) • Pneumatically adjustable backrest side bolsters • Driver's seat memory function, including door mirrors • Heated front seats • Heated outer rear seats • FlexFold 40/20/40 split-folding rear seat back • Massage functions • Active ventilation Seat trim: <ul style="list-style-type: none"> • Black Siena perforated leather seat trim inserts • Black premium leather-effect side bolsters 					●		
Power driver's seat (only available on models with cloth trim. Not available with optional Driving Assistance Pack Four) The following features are electrically adjustable: <ul style="list-style-type: none"> • Height • Reach • Tilt • Backrest • Lumbar adjustment • Massage functions • Pneumatically adjustable backrest side bolsters • Driver's seat memory function, including door mirrors • Heated front seats • Electrically foldable door mirrors with puddle lights 		○					500
Rear seating <ul style="list-style-type: none"> • Three person layout • Three height-adjustable and removable head restraints • ISOFIX child seat mountings incorporating top tether anchor points located on outer rear seats (does not include child seat) – <i>Allows ISOFIX child safety seats to be securely fixed into the car. The ISOFIX mounting system reduces forward movement in an accident and makes the child seat easier to install.</i> • Child-proof locks on rear doors 	●	●	●	●	●	●	
<ul style="list-style-type: none"> • 60/40 split-folding rear seat back (Grand Sport models, excluding 4X4 models) 	●	●	●	●			
<ul style="list-style-type: none"> • Centre rear armrest • One-touch release FlexFold 40/20/40 split-folding rear seat back: Grand Sport 4X4 and all Sports Tourer / Country Tourer models) – <i>Also fitted to all models in conjunction with optional leather-covered ergonomic sports-style front seats.</i> 		●	●	●	●	●	

Prices effective as of 31.8.18. Prices are subject to alteration without notice or obligation. ● = Standard equipment. ○ = Optional at extra cost.

* = AGR (The Campaign for Healthier Backs) is an independent centre of excellence for ergonomics, based in Germany.

INSIGNIA FEATURES / OPTIONS

	SC	SRI	SE	Elite	G5i	Country Tourer	Prices including taxes (€)
INFOTAINMENT Multimedia touchscreen infotainment system <i>For use with media players, USB memory sticks, mobile phones and smartphone apps</i> Onboard features: • 7-inch colour touchscreen • DAB digital radio/AM/FM stereo radio • RDS with Traffic Programme Media connections: • USB connection with iPod control in front centre armrest • Bluetooth® A2DP audio streaming (Advanced Audio Distribution Profile) Mobile phone portal: • Bluetooth® connectivity • Handsfree calls via steering wheel controls • Vehicle microphone • Phone book access – <i>Contacts/last calls/missed calls etc. are mirrored on IntelliLink's display and are easily navigated using the touchscreen (features dependent on mobile phone).</i> Smartphone interface: • Apple CarPlay™ • Android Auto™ <i>– Smartphone projection that allows operations via voice command, touchscreen and buttons to control apps and music playback.</i>	●						
Multimedia Navi Pro touchscreen navigation and infotainment system <i>For use with media players, USB memory sticks, mobile phones and smartphone apps</i> Onboard features: • 8-inch colour touchscreen • DAB digital radio/AM/FM stereo radio • RDS with Traffic Programme • 60 configurable favourites including contacts, addresses, playlists, radio stations and voice recognition Navigation features: • Satellite navigation system • 3D street level mapping • European coverage Media connections: • USB connection with iPod control in front centre armrest • Bluetooth® A2DP audio streaming (Advanced Audio Distribution Profile) Mobile phone portal: • Bluetooth® connectivity • Handsfree calls via steering wheel controls • Vehicle microphone • Phone book access – <i>Contacts/last calls/missed calls etc. are mirrored on IntelliLink's display and are easily navigated using the touchscreen (features dependent on mobile phone).</i> • SMS read out and reply Smartphone interface: • Apple CarPlay™ • Android Auto™ – <i>Smartphone projection that allows operations via voice command, touchscreen and buttons to control apps and music playback.</i> Traffic sign recognition: • Recognises different road signs, including temporary speed restrictions • Displays reminder in the driver information centre and, where fitted, the head-up display	○	●	●	●	●	●	995
Seven speakers (five front, two rear)	●	●	●	●	●	●	
Bose® Premium Sound System (Not available in conjunction with optional emergency spare wheel) • 4x45w channels • Bose® digital amplifier with six channels of customised equalisation • 7 premium speakers • Subwoofer		○	○	○	●	○	850
Steering wheel mounted audio controls for phone, music and cruise control	●	●	●	●	●	●	
Twin USB power sockets for rear seat passengers		●	●	●	●	●	
Wireless charger for mobile devices (Maximum device dimensions 75.7 x 23.6mm.)	○	○	○	○	○	○	150
OnStar personal assistant* • Emergency and crash response • Wi-Fi hotspot • Stolen vehicle alert • Smartphone vehicle diagnostics app • Destination download • Roadside Assistance call out	○	○	○	○	○	○	500

Prices effective as of 31.8.18. Prices are subject to alteration without notice or obligation. ● = Standard equipment. ○ = Optional at extra cost.

All OnStar services and Wi-Fi services will cease to be available on 31 December 2020. No trial or paid subscriptions or services, including emergency response services, will be available after that date.

* = Includes 12 months of OnStar services (excluding Wi-Fi data charges) from date of first registration. Destination download is available on models with an embedded Opel navigation system. Roadside Assistance call out is subject to your vehicle being within its Opel Roadside Assistance cover period. If your car is out of Opel Roadside Assistance coverage or Policy Terms, the AA may charge for their time.

INSIGNIA FEATURES / OPTIONS

	SC	SRI	SE	Elite	G5i	Country Tourer	Prices including taxes (€)
HEATING AND VENTILATION Air conditioning <ul style="list-style-type: none"> • Air recirculation facility • Cabin particulate filter – Removes dust, airborne particles and pollen. • Multi-speed fan • Illuminated controls • Rear floor heating ducts 	●						
Electronic climate control including air conditioning <ul style="list-style-type: none"> • Dual-zone control – Allowing different temperature settings for driver and front passenger • Automatic front seat heating – On models ordered with Winter Pack or leather trim, front seat heating is switched on automatically to help achieve the requested interior temperature. • Advanced predictive logic control system using sun and humidity sensors • Partial air recirculation – Faster warm up/cool down. • Cabin particulate filter – Removes dust, airborne particles and pollen. • Automatic air direction and fan speed with manual override • LCD temperature display • Illuminated controls • Rear floor heating ducts <div style="display: flex; justify-content: space-between;"> <div style="background-color: #f0f0f0; padding: 2px;">✔ Set and forget temperature control</div> <div style="background-color: #f0f0f0; padding: 2px;">✔ Set different temperature for driver and front passenger</div> </div>	○	●	●	●	●	●	650
Additional features <ul style="list-style-type: none"> • Four adjustable facia vents • Windscreen demist vents • Side window demist vents 	●	●	●	●	●	●	
Winter Pack One – models with cloth trim, without OPC Interior Pack <ul style="list-style-type: none"> • Heated leather-covered steering wheel • Heated front seats – Three temperature settings. • Heated windscreen <div style="background-color: #f0f0f0; padding: 2px;">✔ Warm welcome</div>	○	○	○			○	600
Winter Pack Two – models with leather trim, without OPC Interior Pack <ul style="list-style-type: none"> • Heated leather-covered steering wheel • Heated windscreen • Only available when Sight and Light Pack is specified on SC models <div style="background-color: #f0f0f0; padding: 2px;">✔ Warm welcome</div>		○	○	○		○	400
Winter Pack Three – models with leather trim and OPC Interior Pack <ul style="list-style-type: none"> • Heated windscreen 		○	○	○	○		200
Winter Pack Four – models with cloth trim and OPC Interior Pack <ul style="list-style-type: none"> • Heated front seats – Three temperature settings. • Heated windscreen <div style="background-color: #f0f0f0; padding: 2px;">✔ Warm welcome</div>		○	○				400

Prices effective as of 31.8.18. Prices are subject to alteration without notice or obligation. ● = Standard equipment. ○ = Optional at extra cost.

INSIGNIA FEATURES / OPTIONS

INTERIOR CONVENIENCE / LIGHTING	SC	SRI	SE	Elite	G5i	Country Tourer	Prices including taxes (€)
Convenience features <ul style="list-style-type: none"> • Front 12-volt electrical accessory socket • Driver's and front passengers sunvisors • Driver's and front passenger's vanity mirrors • Dipping rear-view mirror 	●	●	●	●	●	●	
Automatically dimming anti-dazzle rear-view mirror – <i>On SC models, fitted in conjunction with Sight and Light Pack. Not available separately.</i>	□	●	●	●	●	●	
Front centre adjustable armrest with 4-litre storage capacity (2.8 litres if optional wireless charger is ordered)	●	●	●	●	●	●	
Standard ambient lighting <ul style="list-style-type: none"> • Central front courtesy light • Central rear courtesy light • Fade up/fade down • Twin front reading lights with illuminated switches • Twin rear reading lights • Ambient LED facia/centre console downlighter 	●	●	●	●	●	●	
Premium ambient lighting <ul style="list-style-type: none"> • Driver's and front passenger's LED illuminated vanity mirrors with flip-up covers • Ambient LED lighting in front doors and below audio unit 		●	●	●	●	●	
Interior storage <ul style="list-style-type: none"> • Illuminated glovebox with lid • Front door pockets with 1.5-litre bottle holder • Two drinks holders in centre console • Rear door pockets with 1-litre bottle holder • Storage pockets on front seat backs 	●	●	●	●	●	●	
Luggage area <ul style="list-style-type: none"> • Luggage compartment cover (Grand Sport models) • Luggage compartment retractable cover (Sports Tourer / Country Tourer models) • Illuminated load area • Fully carpeted load area • Interior tailgate handle • Four load restraint lashing eyes • Twin gas-assisted tailgate struts • Storage tray in spare wheel well 	●	●	●	●	●	●	
Luggage compartment 12-volt electrical accessory socket (Sports Tourer / Country Tourer models)		●	●	●	●	●	
FlexOrganiser® Pack (Sports Tourer / Country Tourer models) <ul style="list-style-type: none"> • Four side rails • 3D storage net • Side net pocket • Four side rail hooks 	○	○	○	○	●	○	150

Prices effective as of 31.8.18. Prices are subject to alteration without notice or obligation. ● = Standard equipment. ○ = Optional at extra cost. □ = Available as part of an extra-cost option pack.

INSIGNIA FEATURES / OPTIONS

	SC	SRI	SE	Elite	G5i	Country Tourer	Prices including taxes (€)
EXTERIOR LIGHTING Standard lighting features <ul style="list-style-type: none"> • LED daytime running lights • LED tail lights • Automatic lighting control: <i>When the automatic lighting control is switched on, the system switches between daytime running lights and headlights automatically depending on external lighting conditions.</i> • LED side repeat indicators • Lights-on audible warning: <i>When driver's door is opened an audible warning sounds to alert the lights have been left on.</i> • Manual headlight beam levelling: <i>Use to adapt headlight range to the vehicle load to prevent dazzling.</i> • LED brake lights • High-level LED centre rear brake light • Rear fog light • Reversing light • Hazard warning lights • Door-to-door illumination: <i>Headlights illuminate the area for an adjustable time after leaving the vehicle.</i> • Welcome lighting: <i>Headlights and tail lights illuminate when the vehicle is unlocked.</i> 	●	●	●	●	●	●	
<ul style="list-style-type: none"> • Automatic lighting control with tunnel detection – on SC models, fitted in conjunction with Sight and Light Pack. Not available separately. 	□	●	●	●	●	●	
Front fog lights – also fitted as part of Plus Pack on SE models, where available.	○	●	○	●		●	200
IntelliLux LED® Matrix headlights IntelliLux LED® Matrix headlights work with the standard Driving Assistance Pack One incorporating front camera system, to provide outstanding lighting performance and enhanced safety. Each headlight features a matrix of 16 individual LED lights. These lights replace both the dipped beam and main beam functions. Each LED illuminates a separate part of the road ahead meaning that by automatically switching lights on and off, illumination is varied to suit traffic and road conditions. The IntelliLux system calculates which LED lights are activated and deactivated using additional data such as ambient light conditions, vehicle speed, steering angle and when the indicators are used. For example, when the front camera system detects an oncoming vehicle, the individual LED lights that would dazzle the oncoming driver are automatically switched off and then switched back on once the vehicle has passed. All other areas remain fully illuminated. Every type of driving environment has been considered: Urban light: With street lighting and speeds up to 54km/h, the system automatically enhances the dipped beam function. Highway light: The system recognises when the car is on a dual carriageway or motorway. At higher speeds the light distribution on the right is reduced to minimise glare from the crash barriers whilst the left-side beam is lengthened. Country light: As speeds increase, so does the lighting's performance, illuminating the nearside of the road. Static Cornering light: At lower speeds corners and bends are illuminated to match steering inputs. Parking light: When reversing, additional side-facing lights are activated in the headlights. Tourist mode: The lighting pattern can be adjusted when travelling abroad. Energy saving mode: The IntelliLux LED® Matrix system goes into energy saving mode when the engine is automatically stopped. <ul style="list-style-type: none"> • Dipped beam, main beam and dynamic lighting: 32 electronically controlled LED lights (16 per headlight) • Intelligent main beam control • Automatic headlight levelling <div style="background-color: #e0e0e0; padding: 2px; border: 1px solid #ccc; display: inline-block; margin-bottom: 5px;"> ✔ Smart headlights automatically adjust the shape of high beam </div> <div style="display: flex; justify-content: space-between; align-items: center;"> <div style="background-color: #e0e0e0; padding: 2px; border: 1px solid #ccc; display: inline-block; margin-bottom: 5px;"> ✔ No need to switch between high and low beam </div> <div style="background-color: #e0e0e0; padding: 2px; border: 1px solid #ccc; display: inline-block; margin-bottom: 5px;"> ✔ High beam is always glare free </div> </div>							1450
Sight and Light Pack <ul style="list-style-type: none"> • Automatic lighting control with tunnel detection • Rain-sensitive windscreen wipers • Automatically dimming anti-dazzle rear-view mirror • High beam assist 	○	●	●	●		●	250

Prices effective as of 31.8.18. Prices are subject to alteration without notice or obligation. ● = Standard equipment. ○ = Optional at extra cost. □ = Available as part of an extra-cost option pack.

INSIGNIA FEATURES / OPTIONS

EXTERIOR CONVENIENCE	SC	SRI	SE	Elite	G5i	Country Tourer	Prices including taxes (€)
Windscreen wipers	●	●	●	●	●	●	
• Two-speed windscreen wipers with variable intermittent wipe							
• Rain-sensitive windscreen wipers – <i>On SC models, fitted in conjunction with Sight and Light Pack. Not available separately.</i>	□	●	●	●	●	●	
• Intermittent rear window wash/wipe (Grand Sport models)	○	○	○	○	○		100
• Intermittent rear window wash/wipe (Sports Tourer / Country Tourer models)	●	●	●	●	●	●	
Door mirrors	●	●	●	●	●	●	
• Twin electrically adjustable/heated door mirrors • Manually folding door mirrors							
• Electrically foldable door mirrors with puddle lights – <i>Fitted as part of Driving Assistance Pack Three and Four and in conjunction with power driver's seat. Not available separately.</i>	□	□	□	□	●	□	
Windows	●	●	●	●	●	●	
• Electrically operated front and rear windows with safety autoreverse and one-touch up/down facility • Heated rear window							
• Solar heat-absorbing windscreen • Tinted windows	●	●	●	●	●	●	
• Dark-tinted rear windows	●		○	●	●	●	500
• Noise-reducing laminated side windows	○	○	○	○	○	○	350
Glass sunroof (Grand Sport models)		○	○	○	○		695
• Electrically operated tilt and slide glass sunroof section, located above front seats • Electrically operated sunblind							
Panoramic glass sunroof (Sports Tourer / Country Tourer models)		○	○	○	○	○	1250
• Electrically operated tilt and slide glass sunroof section, located above front seats							
• Additional fixed panoramic glass rear sunroof • Electrically operated sunblinds							
• Only available when Onstar is specified							
Power tailgate (Sports Tourer / Country Tourer models)		○	○	○	●	○	495
• Under-bumper release sensor • Tailgate close switch							
• Maximum opening height can be set to avoid damage in areas with low ceiling heights							
Roof rails (Sports Tourer / Country Tourer models)	●						
• Black		●	●	●	●	●	
• Silver-effect							
Towing Pack	○	○	○	○		○	1125
• Retractable tow bar • Trailer stability programme integrated into ESP system							













Prices effective as of 31.8.18. Prices are subject to alteration without notice or obligation. ● = Standard equipment. ○ = Optional at extra cost. □ = Available as part of an extra-cost option pack.

INSIGNIA FEATURES / OPTIONS

EXTERIOR STYLING	<i>SC</i>	<i>SRI</i>	<i>SE</i>	<i>Elite</i>	<i>GSi</i>	<i>Country Tourer</i>	Prices including taxes (€)
Body styling	●	●	●	●	●	●	
• Chrome-effect front grille bar • Body-colour door mirrors	●	●	●	●	●	●	
• Chrome-effect upper window trim (excluding Design Grand Sport models)	●	●	●	●	●	●	
• Body-colour door handles	●	●					
• Body-colour door handles with chrome-effect insert			●	●	●	●	
• Rear spoiler (Grand Sport models)		●					
• Matt black B-pillars	●						
• Gloss black B-pillars		●	●	●	●	●	
• Matt black lower window trim	●	●					
• Gloss black lower window trim			●	●	●	●	
• GSi front and rear bumpers and side sills					●		
• GSi rear spoiler (Grand Sport models)					●		
• Visible exhaust tailpipes		□	□	□	●		
• Anthracite wheel arch and side sill extensions						●	
• Front and rear bumpers incorporating silver-effect skid plates						●	
OPC Styling Pack (not available on 1.6 Turbo D (110PS) ecoTEC models)							
• Sports-style front and rear bumpers • Side sills • Rear spoiler (Grand Sport models)		○	○	○			1050
• Visible exhaust tailpipe							
SE Plus Pack (not available on 1.6 diesel ecoTEC models)							
• 18-inch bi-colour alloy wheels • 245/45 R 18 tyres • Front fog lights			□				750
Exclusive Black Pack							
• Gloss black upper window trim • Gloss black roof rails (Sports Tourer models)					○		750
• Gloss black front grille bar and grille surround • Gloss black front fog light bezels							
• Gloss black door mirror housings • Insignia name deleted from tailgate							

Prices effective as of 31.8.18. Prices are subject to alteration without notice or obligation. ● = Standard equipment. ○ = Optional at extra cost. □ = Available as part of an extra-cost option pack.




INSIGNIA FEATURES / OPTIONS

EXTERIOR COLOURS		SC	SRI	SE	Elite	GSi	Country Tourer	Prices including taxes (€)
	Aegean Blue <ul style="list-style-type: none"> • Solid paint • Not available when OPC Styling Pack is specified or with Grand Sport SRI models 	●	●	●	●		●	
	Summit White <ul style="list-style-type: none"> • Brilliant paint • Standard colour on Grand Sport SRI models 	○	●	○	○	●	○	155
	Lava Red <ul style="list-style-type: none"> • Brilliant paint 	○	○	○	○	○	○	155
	Satin Steel Grey <ul style="list-style-type: none"> • Two-coat metallic paint • Not available on GSi models 							
	Sovereign Silver <ul style="list-style-type: none"> • Two-coat metallic paint 							
	Mineral Black <ul style="list-style-type: none"> • Two-coat metallic paint 							
	Cosmic Grey <ul style="list-style-type: none"> • Two-coat pearlescent paint 	○	○	○	○	○	○	600
	Darkmoon Blue <ul style="list-style-type: none"> • Two-coat premium paint 							
	Rioja Red <ul style="list-style-type: none"> • Two-coat premium paint 	○	○	○	○		○	750
	Abalone White <ul style="list-style-type: none"> • Tri-coat premium paint 	○	○	○	○	○	○	995

Prices effective as of 31.8.18. Prices are subject to alteration without notice or obligation. ● = Standard equipment. ○ = Optional at extra cost.

The colours reproduced may vary slightly from the actual paint colour. As a result they should be used as a guide only. Your Opel Dealer has a comprehensive display of our paint samples.





INSIGNIA FEATURES / OPTIONS

WHEELS AND TYRES		SC	SRI	SE	Elite	GSi	Country Tourer	Prices including taxes (€)
Steel emergency spare wheel – 16-inch Only available with 1.5 (140PS) Turbo engine and 1.6 (110PS) Turbo D engine		○	○	○	○			150
Steel emergency spare wheel – 17-inch Only available with 1.6 (136PS) Turbo D engine and 2.0 (170PS) Turbo D engine		○	○	○	○		○	
	17-inch bi-colour structure wheels <ul style="list-style-type: none"> • 215/55 R 17 ultra-low rolling resistance tyres (1.6 diesel engines) • Emergency tyre inflation kit (in lieu of spare wheel) 	●						
	17-inch silver five twin-spoke alloy wheels <ul style="list-style-type: none"> • 215/55 R 17 ultra-low rolling resistance tyres (1.6 diesel engines) • 225/55 R 17 tyres (excluding 1.6 diesel engines) • Emergency tyre inflation kit (in lieu of spare wheel) 			●				
	<ul style="list-style-type: none"> • All models excluding 1.6 diesel • 1.6 diesel ecoTEC models only. Not available with other models 	●			●			
	17-inch titan gloss five twin-spoke alloy wheels <ul style="list-style-type: none"> • 215/55 R 17 ultra-low rolling resistance tyres (1.6 diesel ecoTEC engines) • 225/55 R 17 tyres (excluding 1.6 diesel ecoTEC engines) • Emergency tyre inflation kit (in lieu of spare wheel) 		●					

Prices effective as of 31.8.18. Prices are subject to alteration without notice or obligation. ● = Standard equipment. ○ = Optional at extra cost.

INSIGNIA FEATURES / OPTIONS

WHEELS AND TYRES

	SC	SRI	SE	Elite	GSi	Country Tourer	Prices including taxes (€)
 <p>18-inch multi-spoke bi-colour technical grey diamond-cut alloy wheels</p> <ul style="list-style-type: none"> • 245/55 R 18 (excluding 1.6 Turbo D engines with manual transmission on Grand Sport, all 1.6 Turbo D on Sports Tourer and 1.5 (140PS) Turbo engine) • Emergency tyre inflation kit (in lieu of spare wheel) 			○	●			750
 <p>18-inch five twin-spoke bi-colour technical grey alloy wheels</p> <ul style="list-style-type: none"> • 235/50 R 18 tyres • Emergency tyre inflation kit (in lieu of spare wheel) 						●	
 <p>20-inch five twin-spoke bi-colour high gloss black alloy wheels</p> <ul style="list-style-type: none"> • 245/35 R 20 tyres • Emergency tyre inflation kit (in lieu of spare wheel) • Only available as an option on 2.0 (170PS) Turbo D models 		○	○	○			950
 <p>20-inch bi-colour five twin-spoke alloy wheels</p> <ul style="list-style-type: none"> • 245/35 R 20 Michelin Pilot Sport 4S tyres • Emergency tyre inflation kit (in lieu of spare wheel) 					●		

Prices effective as of 31.8.18. Prices are subject to alteration without notice or obligation. ● = Standard equipment. ○ = Optional at extra cost.

INSIGNIA SPECIFICATIONS

PETROL ENGINES

	1.5 (140PS) Turbo with Start/Stop
Capacity	1490cc
Maximum power	140PS (103kW) @ 5600rpm
Maximum torque	250Nm (184 lb.ft.) @ 2000-4100rpm
Configuration	4 cylinders, 4 valves per cylinder, double overhead camshafts
Fuel/induction system	Turbocharger with intercooler. Variable Valve Timing (VVT). Direct fuel injection
Emission compliance	Euro 6d-TEMP (6.2) Petrol Particulate Filter
Service interval	30,000km or 1 year (whichever occurs sooner)

DIESEL ENGINES

	1.6 (110PS) Turbo D ecoTEC with Start/Stop	1.6 (136PS) Turbo D ecoTEC with Start/Stop
Capacity	1598cc	1598cc
Maximum power	110PS (81kW) @ 3500rpm	136PS (100kW) @ 3500-4000rpm
Maximum torque	300Nm (221 lb.ft.) @ 1750-2000rpm	320Nm (236 lb.ft.) @ 2000-2250rpm
Configuration	4 cylinders, 4 valves per cylinder, double overhead camshafts	4 cylinders, 4 valves per cylinder, double overhead camshafts
Fuel/induction system	Turbocharger with intercooler. Common rail fuel injection	Variable geometry turbocharger with intercooler. Common rail fuel injection
Emission compliance	Euro 6d-TEMP (6.2) Diesel Particulate Filter	Euro 6d-TEMP (6.2) Diesel Particulate Filter
Service interval	30,000km or 1 year (whichever occurs sooner)	30,000km or 1 year (whichever occurs sooner)

	2.0 (170PS) Turbo D with Start/Stop	2.0 (210PS) BiTurbo D with Start/Stop
Capacity	1956cc	1956cc
Maximum power	170PS (125kW) @ 3750rpm	210PS (154kW) @ 4000rpm
Maximum torque	400Nm (295 lb.ft.) @ 1750-2500rpm	480Nm (354 lb.ft.) @ 1500rpm
Configuration	4 cylinders, 4 valves per cylinder, double overhead camshafts	4 cylinders, 4 valves per cylinder, double overhead camshafts
Fuel/induction system	Variable geometry turbocharger with intercooler. Common rail fuel injection	Two stage turbocharger with intercooler. Common rail fuel injection
Emission compliance	Euro 6d-TEMP (6.2) Diesel Particulate Filter	Euro 6d-TEMP (6.2) Diesel Particulate Filter
Service interval	30,000km or 1 year (whichever occurs sooner)	30,000km or 1 year (whichever occurs sooner)

INSIGNIA SPECIFICATIONS

GRAND SPORT PERFORMANCE, FUEL ECONOMY AND EMISSIONS

	Wheel size inches	Performance manufacturer's figures		Urban driving	Fuel economy litres/100km [#]		CO ₂ emissions g/km [#]
		Maximum speed km/h	Acceleration 0-100km/h sec		Extra-urban driving	Combined figure	
Manual							
1.5 (140PS) Turbo	17/18	210	9.9	7.1	4.8	5.6	129
1.6 (110PS) Turbo D ecoTEC (with ULRR) tyres	17	205	11.6	5.2	3.9	4.4	116
1.6 (136PS) Turbo D ecoTEC (with ULRR) tyres	17	211	10.5	5.7	4.0	4.6	121
2.0 (170PS) Turbo D	17/18	226	8.7	6.6	4.6	5.3	141
2.0 (170PS) Turbo D	20	223	8.9	6.9	4.6	5.5	144
Automatic							
1.6 (136PS) Turbo D	17/18	203	10.9	6.5	4.5	5.2	138
2.0 (170PS) Turbo D	17/18	223	8.9	7.0	4.6	5.5	145
2.0 (170PS) Turbo D	20	223	8.9	7.1	4.7	5.6	147
2.0 (210PS) BiTurbo D 4X4	20	233	7.9	9.4	5.8	7.1	187

SPORTS TOURER PERFORMANCE, FUEL ECONOMY AND EMISSIONS

	Wheel size inches	Performance manufacturer's figures		Urban driving	Fuel economy litres/100km [#]		CO ₂ emissions g/km [#]
		Maximum speed km/h	Acceleration 0-100km/h sec		Extra-urban driving	Combined figure	
Manual							
1.5 (140PS) Turbo	17/18	207	10.2	7.2	4.8	5.7	131
1.6 (110PS) Turbo D ecoTEC (with ULRR) tyres	17	201	11.8	5.4	4.2	4.6	122
1.6 (136PS) Turbo D ecoTEC (with ULRR) tyres	17	212	10.7	5.8	4.2	4.8	126
2.0 (170PS) Turbo D	17/18	223	8.9	7.0	4.6	5.5	144
2.0 (170PS) Turbo D	20	223	8.9	7.3	4.7	5.6	148
Automatic							
1.6 (136PS) Turbo D ecoTEC (with ULRR) tyres	17	204	11.2	6.6	4.5	5.3	139
2.0 (170PS) Turbo D	17/18	220	9.2	7.1	4.7	5.6	148
2.0 (170PS) Turbo D	20	220	9.2	7.2	4.8	5.7	150
2.0 (210PS) BiTurbo D 4X4	20	231	8.0	9.4	5.8	7.1	188

ULRR = Ultra-low rolling resistance. * = Correct at time of publication.

= Fuel consumption data and CO₂ emission data are determined using the Worldwide harmonized Light vehicles Test Procedure (WLTP), and the relevant values are translated back to allow the comparability into NEDC, according to regulations R (EC) No. 715/2007, R (EU) No. 2017/1153 and R (EU) No. 2017/1151. The values do not take into account in particular use and driving conditions, equipment or options and may vary depending on the format of tyres. For more information on WLTP please see <https://www.opel.ie/wltp>

INSIGNIA SPECIFICATIONS

COUNTRY TOURER PERFORMANCE, FUEL ECONOMY AND EMISSIONS

	Wheel size (inches)	Performance (manufacturer's figures)		Urban driving	Fuel economy litres/100km [#]	Combined figure	CO ₂ emissions g/km [#]
		Maximum speed (km/h)	Acceleration 0-100km/h (sec)		Extra-urban driving		
Manual							
2.0 (170PS) Turbo D	18	220	9.2	7.3	4.7	5.7	150
2.0 (170PS) Turbo D 4X4	18	218	9.9	7.8	5.3	6.2	164
Automatic							
2.0 (170PS) Turbo D	18	218	9.4	7.2	4.9	5.8	151

ULRR = Ultra-low rolling resistance. * = Correct at time of publication.

= Fuel consumption information is official government environmental data, tested in accordance with the relevant EU directive. Official EU-regulated test data is provided for comparison purposes and actual performance will depend on driving style, road conditions and other non-technical factors.

TRANSMISSION

Six-speed manual gearbox

Petrol engines: 1.5 (140PS) Turbo ecoTEC models
Diesel engines: 1.6 (110/136PS) Turbo D ecoTEC and 2.0 (170PS) Turbo D models

Automatic transmission with ActiveSelect®

Six-speed automatic transmission: Optional at extra cost on 1.6 (136PS) Turbo D models.
Eight-speed automatic transmission: Standard on GSi models and optional at extra cost on 2.0 (170PS) Turbo D front-wheel drive models.
The latest generation automatic transmissions available on Insignia, incorporating Start/Stop technology, offer improved fuel economy and refinement over previous versions. On the road, a wide selection of shift patterns is adapted to the style and habits of the driver, anticipating when maximum acceleration or maximum efficiency is required. The electronic control will also adapt to the prevailing road conditions, reducing gear shifting when climbing or descending and using engine braking assistance during down changes. The ActiveSelect® manual mode allows the gear lever to be used like a sequential manual gearbox – you simply push the lever forward or back to change up or down the gears. The eight-speed transmission includes a range of driver-selectable modes.

Four-wheel drive system

Standard on GSi and Country Tourer 4X4 models. The sophisticated four-wheel drive system replaces the conventional rear axle differential with two electronically controlled clutches which allows Insignia to take advantage of the latest torque vectoring technology. This ensures that torque is directed to the wheels with the greatest grip, thus improving handling in all conditions and traction in slippery conditions.

FUEL TANK CAPACITY

62 litres (13.6 gallons)

ADBLUE TANK CAPACITY

15 litres (3.3 gallons)

INSIGNIA SPECIFICATIONS

WEIGHTS AND TOWING DATA ^{kg}

	Gross vehicle weight			Maximum towing weights Trailer with brakes (without brakes)		
	Grand Sport	Sports Tourer	Country Tourer	Grand Sport	Sports Tourer	Country Tourer
1.5 (140PS) Turbo	2015	2080	–	1405 (700)	1405 (730)	–
1.6 (110PS) Turbo D ecoTEC	2035	2125	–	1405 (720)	1405 (750)	–
1.6 (136PS) Turbo D ecoTEC	2070	2140	–	1405 (730)	1405 (750)	–
1.6 (136PS) Turbo D automatic (inc. Sports Tourer ecoTEC)	2095	2165	–	1300 (730)	1300 (750)	–
2.0 (170PS) Turbo D	2185	2240	2240	1950 (750)	1950 (750)	1950 (750)
2.0 (170PS) Turbo D automatic	2220	2270	2270	1700 (750)	1700 (750)	1700 (750)
2.0 (170PS) Turbo D 4X4	–	–	2330	–	–	2200 (750)
2.0 (210PS) BiTurbo D 4X4	2340	2390	2380	1805 (750)	1805 (750)	1805 (750)

Gross vehicle weight is the total permissible weight of the vehicle including passengers and their luggage. The maximum roof rack loading should not exceed 100kg on all models. The maximum towing weights are based on the ability of the car, with two occupants of 75kg each, to restart on a 12% gradient, which is approximately 1 in 8.3, at sea level. The permitted trailer load applies up to the specified incline and up to an altitude of 1000 metres above sea level. The permissible gross train weight decreases by 10% for every 1000 metres of additional altitude. Any extra weight, such as luggage or additional passengers, should be deducted from the maximum towing weight. With a trailer fully loaded, maximum noseweight should not exceed 60kg (75kg on Sports Tourer models, 90kg on 2.0 (260PS) Turbo 4X4, 2.0 (170PS) Turbo D and 2.0 (210PS) BiTurbo 4x4 models). Always fit Opel towing attachments and accessories available from your Opel Dealer. They are designed specifically for Opel models and carry a 12-month guarantee. During trailer towing do not exceed a maximum speed of 60mph. This speed limit is also applicable in countries with higher permitted speeds for trailer-vehicle combinations. Pay attention to the local speed limits. For trailers with low driving stability and caravans the use of an oscillation damper is strongly recommended.

SUSPENSION

Front: Independent. Lightweight MacPherson struts with gas-pressure dampers and coil springs. Anti-roll bar.

Rear: Lightweight multi-link (FWD - 4-link; 4X4 – 5-link) with rising-rate mini-block coil springs and gas-pressure dampers. Anti-roll bar.

- GSi models feature an uprated sports chassis with lower ride height and specially tuned dampers

FlexRide (Adaptive Stability Technology) system

FlexRide offers drivers the choice of three distinct driving modes – Normal (default setting), Sport or Tour. GSi models include a fourth, unique, Competition mode.

- Sport mode: This stiffens the car's suspension and sharpens steering and throttle responses. It also raises the threshold at which the ESP and traction control systems are activated, enhancing dynamic performance
- Tour mode: Ideal for long motorway journeys, the Tour mode adjusts the dampers to a softer setting to create a perceptibly smoother ride and further enhance Insignia's ride comfort
- Continuous damping control: Utilises data from up to 11 variables including acceleration, braking and cornering to constantly control the suspension for optimum stability, driver engagement and comfort. Operates in all three driving modes

BODY

Aerodynamic drag co-efficient:
Cd 0.26

STEERING

- Speed-sensitive electric power-assisted steering
- Turning circle (kerb-to-kerb):
– 11.15m (36.6ft.)

BRAKING AND STABILITY

- Electronic Stability Programme (ESP)
- Cornering brake control
- Straight line stability control
- Rollover mitigation
- Drag torque control
- Hill start assist
- Anti-lock Braking System (ABS)
- Emergency brake assist
- Fading brake support
- Electronic brakeforce distribution
- Adaptive brake lights

1.5 (140PS/165PS) Turbo

Front ventilated discs: 300mm diameter
Rear discs: 288mm diameter

1.6 (110PS) Turbo D

Front ventilated discs: 300mm diameter
Rear discs: 288mm diameter

1.6 (136PS) Turbo D

Front ventilated discs: 321mm diameter
Rear discs: 288mm diameter

2.0 (170PS) Turbo D

Front ventilated discs: 321mm diameter
Rear ventilated discs: 315mm diameter

2.0 (170PS) Turbo D 4X4

Front ventilated discs: 321mm diameter
Rear ventilated discs: 315mm diameter

2.0 (210PS) BiTurbo D 4X4 (excluding GSi)

Front ventilated discs: 321mm diameter
Rear ventilated discs: 315mm diameter

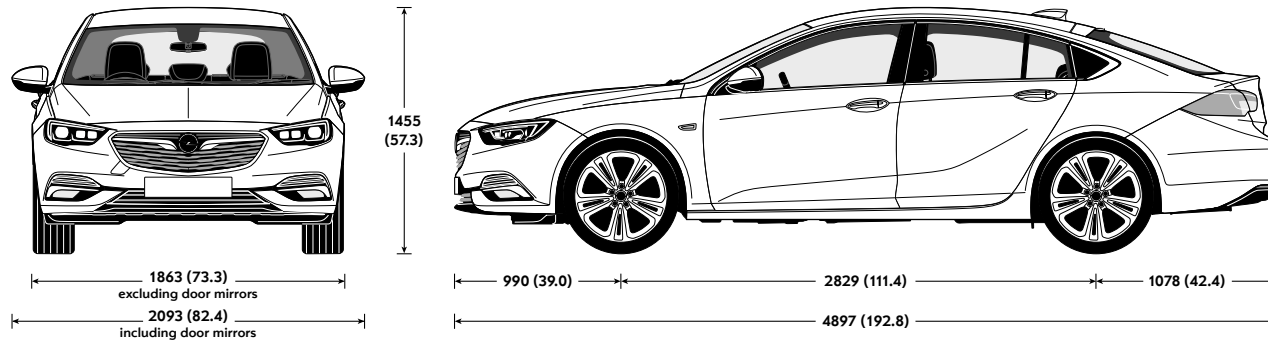
2.0 (210PS) BiTurbo D 4X4 GSi

Front ventilated discs: 345mm diameter
Rear ventilated discs: 315mm diameter


INSIGNIA SPECIFICATIONS

EXTERIOR DIMENSIONS millimetres (inches)


Grand Sport



Sports Tourer



Country Tourer



LOADSPACE DIMENSIONS mm (inches)

	Grand Sport	Sports Tourer
Load floor length (rear seats folded)	1940 (76.4)	2005 (78.9)
Load floor length (behind rear seats)	1133 (44.6)	1178 (46.3)
Load area width	1030 (40.5)	1030 (40.5)
Load area height	722 (28.4)	794 (31.2)
Tailgate aperture height	557 (21.9)	711 (28.0)

LOADSPACE CAPACITIES* litres (cu.ft.)

	Grand Sport	Sports Tourer
Rear seat up (under luggage compartment cover)	490 (17.3)	560 (19.8)
Rear seat down (measured to roof)	1450 (51.1)	1665 (58.8)

* = Measured using the ECIE method. When an optional spare wheel is specified loadspace capacity is reduced due to a raised luggage compartment floor.