


NEW MOVANO

Price and Specification Guide | January 2020 | Model Year 2020



CONTENTS

To find the information you want use the links below to navigate around the guide:

PRICES >

Find the recommended retail prices, payloads and fuel economy.

FEATURES/OPTIONS >

Tailor your chosen model to suit your business needs with everything from a satellite navigation to rear-view camera and parking sensors.

EXTERIOR COLOURS >

Add some sparkle to your van with a metallic paint.

WHEELS AND TYRES >

Why not upgrade to a set of full-diameter wheel covers or all-season tyres.

SPECIFICATIONS

Plated and towing weights, engine details and other useful details you may need to know.

NEW MOVANO PANEL VAN PRICES

	Pack Code	Minimum Mass (kg)*	Maximum Payload (kg)*	Fuel economy litres/100km [#]			CO ₂ (g/km) [#]	RRP inc. VAT & VRT €
				Urban driving	Extra-urban driving	Combined figure		
L2 H2 FWD EDITION PANEL VAN EURO 6D TEMP								
3500 2.3 (135PS) Turbo D	5D05 QJiJ	1971	1529	6.7 – 6.7	7.3 – 6.7	7.1 – 6.7	187 – 177	28,375
3500 2.3 (150PS) Turbo D Start/Stop	5D05 Q96J	1971	1529	5.5 – 5.3	6.5 – 5.8	6.1 – 5.8	161 – 154	29,375
L3 H2 FWD EDITION PANEL VAN EURO 6D TEMP								
3500 2.3 (135PS) Turbo D	5D05 QJiL	2069	1431	6.7 – 6.7	7.3 – 6.7	7.1 – 6.7	187 – 177	29,375
3500 2.3 (150PS) Turbo D Start/Stop	5D05 Q96L	2069	1431	5.5 – 5.3	6.5 – 6.1	6.1 – 5.8	161 – 154	30,375
3500 2.3 (180PS) Turbo D Start/Stop	5D05 QKIL	2069	1431	6.8 – 6.1	7.3 – 7.0	6.9 – 6.9	183 – 175	31,720
3500 2.3 (180PS) Turbo D Start/Stop Tecshift	5D05 QBFL	tbc	tbc	tbc	tbc	tbc	tbc	33,220
L3 H3 FWD EDITION PANEL VAN EURO 6D TEMP								
3500 2.3 (135PS) Turbo D	5D05 QJiQ	1424	1424	6.7 – 6.7	7.3 – 6.7	7.1 – 6.7	187 – 177	30,175
3500 2.3 (150PS) Turbo D Start/Stop	5D05 Q96Q	1424	1424	5.5 – 5.3	6.5 – 6.1	6.1 – 5.8	161 – 154	31,175

***Minimum Mass** (‘Mass in running order’ on Certificate of Conformity and ‘Mass in Service’ on V5C form) is defined according to European Type Approval and include all fluids, tools, 90% fuel load and driver (75kg). It is minimum mass for this variant and does not consider local specification/trim or deletable options (specific to Movano). Weights are also subject to manufacturing tolerances (EU Legislation allows 5% tolerance). Payload figures do not allow for the weight of the driver, or any passenger’s, which should therefore be deducted from the figures shown.

All Movanos include BlueInjection. Vehicles with BlueInjection technology will need regular AdBlue® top-ups also between servicing requirements. An indicator integrated into the on-board computer will warn you when you need to top up. More information under www.opel.ie/adblue

In accordance with regulations R (EC) No. 715/2007 and R (EC) No. 692/2008 (in the versions respectively applicable).

[#]Fuel consumption data and CO₂ emission data are determined using the Worldwide harmonized Light vehicles Test Procedure (WLTP), and the relevant values are translated back to allow the comparability into NEDC, according to regulations R (EC) No. 715/2007, R (EU) No. 2017/1153 and R (EU) No. 2017/1151. The values do not take into account in particular use and driving conditions, equipment or options and may vary depending on the format of tyres. For more information on official fuel consumption and CO₂ emission values, please read the guidelines at <https://www.opel.ie/wltp>

The above is for information purposes only as our products are continually updated and changes may be made to the specifications at any time. If you require any specific feature, you must consult your authorised Opel Dealer who is regularly updated with any change in specification. Specifications are subject to change without notice. RRP does not include recommended delivery charge of €700. This price includes the recommended cost of PDI, number plates and delivery to an Opel Dealer. The recommended delivery charge does not include fuel supplied by the Dealer, Motor insurance or any other goods or services supplied by agreement between the Dealer and the customer. Prices effective January 2020. Prices subject to alteration or change without notice or obligation.

NEW MOVANO PANEL VAN PRICES

	Pack Code	Minimum Mass (kg)*	Maximum Payload (kg)*	Fuel economy litres/100km [#]			CO ₂ (g/km) [#]	RRP inc. VAT & VRT (€)
				Urban driving	Extra-urban driving	Combined figure		
L3 H2 RWD EDITION PANEL VAN EURO VI ^d								
3500 2.3 (130PS) Turbo D	5D05 QGiM	2297	1203	9.4	8.1	8.6	224	31,375
3500 DRW 2.3 (130PS) Turbo D	5D05 QGiN	2352	1148	9.7	8.5	9.0	233	32,375
L3 H3 RWD EDITION PANEL VAN EURO VI ^d								
3500 2.3 (130PS) Turbo D	5D05 QGiR	2315	1185	9.4	8.1	8.6	224	32,275
3500 DRW 2.3 (130PS) Turbo D	5D05 QGiS	2375	1125	9.7	8.5	9.0	233	33,275
L4 H2 RWD EDITION PANEL VAN EURO VI ^d								
3500 2.3 (130PS) Turbo D	5D05 QGiY	2296	1204	9.4	8.1	8.6	224	32,175
3500 2.3 (165PS) Turbo D Start/Stop	5D05 QiY	2296	1204	8.3	8.0	9.1	211	33,620
3500 DRW 2.3 (130PS) Turbo D	5D05 QGiU	2392	1108	9.7	8.5	9.0	233	33,375
3500 DRW 2.3 (145PS) Turbo D Start/Stop	5D05 QHiU	2392	1108	8.9	8.4	8.6	225	34,775
L4 H3 RWD EDITION PANEL VAN EURO VI ^d								
3500 2.3 (130PS) Turbo D	5D05 QGiZ	2343	1157	9.4	8.1	8.6	224	32,975
3500 2.3 (165PS) Turbo D Start/Stop	5D05 QiZ	2343	1157	8.3	8.0	9.1	211	34,420
3500 DRW 2.3 (130PS) Turbo D	5D05 QGiW	2463	1037	9.7	8.5	9.0	233	33,975

DRW = Dual Rear Wheels.

***Minimum Mass** (‘Mass in running order’ on Certificate of Conformity and ‘Mass in Service’ on V5C form) is defined according to European Type Approval and include all fluids, tools, 90% fuel load and driver (75kg). It is minimum mass for this variant and does not consider local specification/trim or deletable options (specific to Movano). Weights are also subject to manufacturing tolerances (EU Legislation allows 5% tolerance). Payload figures do not allow for the weight of the driver, or any passenger’s, which should therefore be deducted from the figures shown.

All Movanos include BlueInjection. Vehicles with BlueInjection technology will need regular AdBlue® top-ups also between servicing requirements. An indicator integrated into the on-board computer will warn you when you need to top up. More information under www.opel.ie/adblue
In accordance with regulations R (EC) No. 715/2007 and R (EC) No. 692/2008 (in the versions respectively applicable).

[#]Fuel consumption data and CO₂ emission data are determined using the Worldwide harmonized Light vehicles Test Procedure (WLTP), and the relevant values are translated back to allow the comparability into NEDC, according to regulations R (EC) No. 715/2007, R (EU) No. 2017/1153 and R (EU) No. 2017/1151. The values do not take into account in particular use and driving conditions, equipment or options and may vary depending on the format of tyres. For more information on official fuel consumption and CO₂ emission values, please read the guidelines at <https://www.opel.ie/wltp>

The above is for information purposes only as our products are continually updated and changes may be made to the specifications at any time. If you require any specific feature, you must consult your authorised Opel Dealer who is regularly updated with any change in specification. Specifications are subject to change without notice. RRP does not include recommended delivery charge of €700. This price includes the recommended cost of PDI, number plates and delivery to an Opel Dealer. The recommended delivery charge does not include fuel supplied by the Dealer, Motor insurance or any other goods or services supplied by agreement between the Dealer and the customer. Prices effective January 2020. Prices subject to alteration or change without notice or obligation.

NEW MOVANO CHASSIS CAB PRICES

	Pack Code	Minimum Mass (kg)*	Maximum Payload (kg)*	Fuel economy litres/100km [#]			CO ₂ (g/km) [#]	RRP inc. VAT & VRT (€)
				Urban driving	Extra-urban driving	Combined figure		
L3 H1 FWD CHASSIS CAB EURO 6D TEMP								
3500 2.3 (135PS) Turbo D	5D03 QMiL	1786	1714	6.7	7.5	7.2	191	29,775
L2 H1 RWD CHASSIS CAB EURO 6D TEMP								
3500 DRW 2.3 (130PS) Turbo D	5D03 QGiG	2058	1442	8.3	8.0	8.1	211	31,075
L3 H1 RWD CHASSIS CAB EURO VId								
3500 2.3 (130PS) Turbo D	5D03 QGiM	1928	1572	9.4	8.1	8.6	224	31,575
L4 H1 RWD CHASSIS CAB EURO VId								
3500 DRW 2.3 (130PS) Turbo D	5D03 QGiU	2074	1426	8.3	8.0	8.1	211	33,075

DRW = Dual Rear Wheels.

***Minimum Mass** (‘Mass in running order’ on Certificate of Conformity and ‘Mass in Service’ on V5C form) is defined according to European Type Approval and include all fluids, tools, 90% fuel load and driver (75kg). It is minimum mass for this variant and does not consider local specification/trim or deletable options (specific to Movano). Weights are also subject to manufacturing tolerances (EU Legislation allows 5% tolerance). Payload figures do not allow for the weight of the driver, or any passenger’s, which should therefore be deducted from the figures shown.

All Movanos include BlueInjection. Vehicles with BlueInjection technology will need regular AdBlue® top-ups also between servicing requirements. An indicator integrated into the on-board computer will warn you when you need to top up. More information under www.opel.ie/adblue
In accordance with regulations R (EC) No. 715/2007 and R (EC) No. 692/2008 (in the versions respectively applicable).

[#]Fuel consumption data and CO₂ emission data are determined using the Worldwide harmonized Light vehicles Test Procedure (WLTP), and the relevant values are translated back to allow the comparability into NEDC, according to regulations R (EC) No. 715/2007, R (EU) No. 2017/1153 and R (EU) No. 2017/1151. The values do not take into account in particular use and driving conditions, equipment or options and may vary depending on the format of tyres. For more information on official fuel consumption and CO₂ emission values, please read the guidelines at <https://www.opel.ie/wltp>

The above is for information purposes only as our products are continually updated and changes may be made to the specifications at any time. If you require any specific feature, you must consult your authorised Opel Dealer who is regularly updated with any change in specification. Specifications are subject to change without notice. RRP does not include recommended delivery charge of €700. This price includes the recommended cost of PDI, number plates and delivery to an Opel Dealer. The recommended delivery charge does not include fuel supplied by the Dealer, Motor insurance or any other goods or services supplied by agreement between the Dealer and the customer. Prices effective January 2020. Prices subject to alteration or change without notice or obligation.

NEW MOVANO CREW CAB PRICES

	Pack Code	Minimum Mass (kg)*	Maximum Payload (kg)*	Fuel economy litres/100km [#]			CO ₂ (g/km) [#]	RRP inc. VAT & VRT (€)
				Urban driving	Extra-urban driving	Combined figure		
L3 H1 FWD CREW CAB EURO 6D TEMP								
3500 2.3 (135PS) Turbo D	5D43 QMiL	1958	1542	6.7	7.5	7.2	191	35,275

***Minimum Mass** (‘Mass in running order’ on Certificate of Conformity and ‘Mass in Service’ on V5C form) is defined according to European Type Approval and include all fluids, tools, 90% fuel load and driver (75kg). It is minimum mass for this variant and does not consider local specification/trim or deletable options (specific to Movano). Weights are also subject to manufacturing tolerances (EU Legislation allows 5% tolerance). Payload figures do not allow for the weight of the driver, or any passenger’s, which should therefore be deducted from the figures shown.

All Movanos include BlueInjection. Vehicles with BlueInjection technology will need regular AdBlue® top-ups also between servicing requirements. An indicator integrated into the on-board computer will warn you when you need to top up. More information under www.opel.ie/adblue
In accordance with regulations R (EC) No. 715/2007 and R (EC) No. 692/2008 (in the versions respectively applicable).

[#]Fuel consumption data and CO₂ emission data are determined using the Worldwide harmonized Light vehicles Test Procedure (WLTP), and the relevant values are translated back to allow the comparability into NEDC, according to regulations R (EC) No. 715/2007, R (EU) No. 2017/1153 and R (EU) No. 2017/1151. The values do not take into account in particular use and driving conditions, equipment or options and may vary depending on the format of tyres. For more information on official fuel consumption and CO₂ emission values, please read the guidelines at <https://www.opel.ie/wltp>

The above is for information purposes only as our products are continually updated and changes may be made to the specifications at any time. If you require any specific feature, you must consult your authorised Opel Dealer who is regularly updated with any change in specification. Specifications are subject to change without notice. RRP does not include recommended delivery charge of €700. This price includes the recommended cost of PDI, number plates and delivery to an Opel Dealer. The recommended delivery charge does not include fuel supplied by the Dealer, Motor insurance or any other goods or services supplied by agreement between the Dealer and the customer. Prices effective January 2020. Prices subject to alteration or change without notice or obligation.

NEW MOVANO PLATFORM CAB PRICES

	Pack Code	Minimum Mass (kg)*	Maximum Payload (kg)*	Fuel economy litres/100km [#]			CO ₂ (g/km) [#]	RRP inc. VAT & VRT (€)
				Urban driving	Extra-urban driving	Combined figure		
L3 H1 FWD PLATFORM CAB EURO 6D TEMP								
3500 2.3 (135PS) Turbo D	5D32 QMiL	1679	1821	6.7	7.5	7.2	191	29,775

***Minimum Mass** (‘Mass in running order’ on Certificate of Conformity and ‘Mass in Service’ on V5C form) is defined according to European Type Approval and include all fluids, tools, 90% fuel load and driver (75kg). It is minimum mass for this variant and does not consider local specification/trim or deletable options (specific to Movano). Weights are also subject to manufacturing tolerances (EU Legislation allows 5% tolerance). Payload figures do not allow for the weight of the driver, or any passenger’s, which should therefore be deducted from the figures shown.

All Movanos include BlueInjection. Vehicles with BlueInjection technology will need regular AdBlue® top-ups also between servicing requirements. An indicator integrated into the on-board computer will warn you when you need to top up. More information under www.opel.ie/adblue
In accordance with regulations R (EC) No. 715/2007 and R (EC) No. 692/2008 (in the versions respectively applicable).

[#]Fuel consumption data and CO₂ emission data are determined using the Worldwide harmonized Light vehicles Test Procedure (WLTP), and the relevant values are translated back to allow the comparability into NEDC, according to regulations R (EC) No. 715/2007, R (EU) No. 2017/1153 and R (EU) No. 2017/1151. The values do not take into account in particular use and driving conditions, equipment or options and may vary depending on the format of tyres. For more information on official fuel consumption and CO₂ emission values, please read the guidelines at <https://www.opel.ie/wltp>

The above is for information purposes only as our products are continually updated and changes may be made to the specifications at any time. If you require any specific feature, you must consult your authorised Opel Dealer who is regularly updated with any change in specification. Specifications are subject to change without notice. RRP does not include recommended delivery charge of €700. This price includes the recommended cost of PDI, number plates and delivery to an Opel Dealer. The recommended delivery charge does not include fuel supplied by the Dealer, Motor insurance or any other goods or services supplied by agreement between the Dealer and the customer. Prices effective January 2020. Prices subject to alteration or change without notice or obligation.

NEW MOVANO DROPSIDE PRICES

	Pack Code	Minimum Mass (kg)*	Maximum Payload (kg)*	Fuel economy litres/100km [#]			CO ₂ (g/km) [#]	RRP inc. VAT & VRT (€)
				Urban driving	Extra-urban driving	Combined figure		
L3 H1 FWD CHASSIS CAB DROPSIDE EURO 6D TEMP								
3500 2.3 (135PS) Turbo D	5DD1 QMiL	2151	1349	6.7	7.5	7.2	191	33,375

***Minimum Mass** (‘Mass in running order’ on Certificate of Conformity and ‘Mass in Service’ on V5C form) is defined according to European Type Approval and include all fluids, tools, 90% fuel load and driver (75kg). It is minimum mass for this variant and does not consider local specification/trim or deletable options (specific to Movano). Weights are also subject to manufacturing tolerances (EU Legislation allows 5% tolerance). Payload figures do not allow for the weight of the driver, or any passenger’s, which should therefore be deducted from the figures shown.

All Movanos include BlueInjection. Vehicles with BlueInjection technology will need regular AdBlue® top-ups also between servicing requirements. An indicator integrated into the on-board computer will warn you when you need to top up. More information under www.opel.ie/adblue

In accordance with regulations R (EC) No. 715/2007 and R (EC) No. 692/2008 (in the versions respectively applicable).

[#]Fuel consumption data and CO₂ emission data are determined using the Worldwide harmonized Light vehicles Test Procedure (WLTP), and the relevant values are translated back to allow the comparability into NEDC, according to regulations R (EC) No. 715/2007, R (EU) No. 2017/1153 and R (EU) No. 2017/1151. The values do not take into account in particular use and driving conditions, equipment or options and may vary depending on the format of tyres. For more information on official fuel consumption and CO₂ emission values, please read the guidelines at <https://www.opel.ie/wltp>

The above is for information purposes only as our products are continually updated and changes may be made to the specifications at any time. If you require any specific feature, you must consult your authorised Opel Dealer who is regularly updated with any change in specification. Specifications are subject to change without notice. RRP does not include recommended delivery charge of €700. This price includes the recommended cost of PDI, number plates and delivery to an Opel Dealer. The recommended delivery charge does not include fuel supplied by the Dealer, Motor insurance or any other goods or services supplied by agreement between the Dealer and the customer. Prices effective January 2020. Prices subject to alteration or change without notice or obligation.

NEW MOVANO TIPPER PRICES

	Pack Code	Minimum Mass (kg)*	Maximum Payload (kg)*	Fuel economy litres/100km [#]			CO ₂ (g/km) [#]	RRP inc. VAT & VRT (€)
				Urban driving	Extra-urban driving	Combined figure		
L2 H1 RWD CHASSIS CAB TIPPER EURO VIId								
3500 DRW 2.3 (130PS) Turbo D	5DT1 QGiG	2544	956	9.7	8.5	9.0	233	35,075

DRW = Dual Rear Wheels.

***Minimum Mass** (‘Mass in running order’ on Certificate of Conformity and ‘Mass in Service’ on V5C form) is defined according to European Type Approval and include all fluids, tools, 90% fuel load and driver (75kg). It is minimum mass for this variant and does not consider local specification/trim or deletable options (specific to Movano). Weights are also subject to manufacturing tolerances (EU Legislation allows 5% tolerance). Payload figures do not allow for the weight of the driver, or any passenger’s, which should therefore be deducted from the figures shown.

All Movanos include BlueInjection. Vehicles with BlueInjection technology will need regular AdBlue® top-ups also between servicing requirements. An indicator integrated into the on-board computer will warn you when you need to top up. More information under www.opel.ie/adblue

In accordance with regulations R (EC) No. 715/2007 and R (EC) No. 692/2008 (in the versions respectively applicable).

[#]Fuel consumption data and CO₂ emission data are determined using the Worldwide harmonized Light vehicles Test Procedure (WLTP), and the relevant values are translated back to allow the comparability into NEDC, according to regulations R (EC) No. 715/2007, R (EU) No. 2017/1153 and R (EU) No. 2017/1151. The values do not take into account in particular use and driving conditions, equipment or options and may vary depending on the format of tyres. For more information on official fuel consumption and CO₂ emission values, please read the guidelines at <https://www.opel.ie/wltp>

The above is for information purposes only as our products are continually updated and changes may be made to the specifications at any time. If you require any specific feature, you must consult your authorised Opel Dealer who is regularly updated with any change in specification. Specifications are subject to change without notice. RRP does not include recommended delivery charge of €700. This price includes the recommended cost of PDI, number plates and delivery to an Opel Dealer. The recommended delivery charge does not include fuel supplied by the Dealer, Motor insurance or any other goods or services supplied by agreement between the Dealer and the customer. Prices effective January 2020. Prices subject to alteration or change without notice or obligation.

NEW MOVANO FEATURES/OPTIONS

SAFETY

	Option code	Movano	Prices including taxes (€)	
			0%	13.3%
Driver/passenger airbags <ul style="list-style-type: none">• Driver’s airbag		●		
<ul style="list-style-type: none">• Front passengers’ airbag with deactivation switch – Not available with Convenience Pack option.	AK5	○	366	415
Stability <ul style="list-style-type: none">• Electronic Stability Programme–plus (ESP–plus) with traction control and side wind assist – Works in conjunction with the vehicle’s electronic braking and engine systems to keep the vehicle stable in many different situations. ESP monitors a variety of inputs to determine when the vehicle starts to lose traction, it can then immediately respond by varying the brake pressure between up to three wheels and adjust the engine output to help correct the loss of traction and improve stability.		●		
Braking <ul style="list-style-type: none">• Four-channel Anti-lock Braking System (ABS) – Prevents the vehicle’s wheels from locking up under heavy braking by momentarily reducing brake pressure at the appropriate wheel, ensuring that you can maintain control of the steering.• Emergency brake assist – When emergency braking is detected the vehicle automatically applies the maximum possible braking assistance.• Electronic brakeforce distribution – Automatically apportions the optimum braking force to each wheel.• Hill start assist – Briefly maintains rear brake pressure to stop the vehicle rolling back on an incline.		●		
Advanced Safety Assist Pack <ul style="list-style-type: none">• High beam headlight assist• Lane departure warning• Side blind spot alert	XiFJ	○	680	–

NEW MOVANO FEATURES/OPTIONS

SAFETY CONTINUED

	Option code	Movano	Prices including taxes (€)	
			0%	13.3%
Bulkhead <ul style="list-style-type: none">• Full-height steel bulkhead without window – Standard on Panel Van/optional on Platform Cab models.		●		
<ul style="list-style-type: none">• Full-height steel bulkhead with window – Standard on Chassis/Crew Cab models. Optional on Panel Van/Platform Cab models.	AX9	○	31	–

SECURITY

Standard security features <ul style="list-style-type: none">• Electronic engine deadlock immobiliser• Steering column lock• Secure fuel filler flap		●		
<ul style="list-style-type: none">• Internal lockable rear and sliding side-access doors• Under-floor spare wheel storage – Wind down only when rear doors opened. Standard on Panel Van.		●		
Remote control door locking (features depending on body type) <ul style="list-style-type: none">• Selective door locking• Two keys with integral remote• Door deadlocks		●		
<ul style="list-style-type: none">• Third key with integral remote	K69	○	75	84
Security alarm system <ul style="list-style-type: none">• Engine compartment protection• Ultrasonic detectors in load area• Siren• Thatcham Category 1 approved (TCL1–101/1103) – Not available on Platform Cab models.	UA6	○	372	422

NEW MOVANO FEATURES/OPTIONS

HEATING AND VENTILATION	Option code	Movano	Prices including taxes (€)	
			0%	13.3%
Cab heating • Four-speed fan • Illuminated controls • Four adjustable facia vents • Windscreen demist vents • Side window demist vents		●		
Air conditioning • Air recirculation facility • Pollen filter • Illuminated controls • Chilled glovebox facility	C60	○	873	991
CABIN STORAGE				
Accessory sockets • 12-volt accessory socket beside gear lever		●		
Facia storage • Driver’s coin, ticket and card holder • Driver’s oddments storage • Lidded glovebox (11–litre capacity) • Central drinks holder • Front passenger semi-covered document tray		●		
Front door pockets • Large door pocket with capacity for a 2-litre drink bottle • Oddments pocket		●		
Additional storage • Overhead storage shelf		●		

Please note: The air conditioning in vehicles with N1, N2 or M2 type approval relies upon fluorinated greenhouse gases (R134a) for its functioning. The front system contains a quantity of overall 580g of R 134a, which corresponds to a CO₂ equivalent of 0.83 tons. The front and rear system in versions with up to 9-seats contains a quantity of overall 1,100g of R 134a, which corresponds to a CO₂ equivalent of 1.57 tons. The front and rear system in versions with more than 16-seats contains a quantity of overall 1,700g of R 134a, which corresponds to a CO₂ equivalent of 2.43 tons. The global warming potential amounts to 1430. Information acc. to R (EU) No. 517/2014.

Prices effective as of January 2020. Prices are subject to alteration without notice or obligation. ● = Standard equipment. ○ = Optional at extra cost.

NEW MOVANO FEATURES/OPTIONS

COMFORT AND SEATING	Option code	Movano	Prices including taxes (€)	
			0%	13.3%
Comfort <ul style="list-style-type: none">• Height-adjustable steering wheel• Facia-mounted gear lever• Floor-mounted handbrake lever• Pulse cloth seat trim• Vinyl floor covering• Inertia-reel lap and diagonal seatbelts• Height-adjustable outer front seatbelts		●		
Vinyl seat trim <ul style="list-style-type: none">• Grey vinyl seat trim – Not available with Convenience Pack/Construction Pack/air-suspended driver’s seat options/ dual front passengers’ multi-function office bench seat.	TACQ	○	50	–
Driver’s seat <ul style="list-style-type: none">• Height• Reach• Backrest recline• Height-adjustable padded head restraint• Driver’s seat armrest		●		
‘Comfort’ driver’s seat <ul style="list-style-type: none">• Lumbar adjustment• Height• Reach• Backrest recline• Height-adjustable padded head restraint• Centre fold-away armrest – Not available with Construction Pack option or on L4 R3500 DRW Dropside models.	B21	○	181	205
Dual front passengers’ bench seat <ul style="list-style-type: none">• Fixed position bench seat and backrest• Height-adjustable outer front padded head restraint• Fixed centre seat padded head restraint		●		

Prices effective as of January 2020. Prices are subject to alteration without notice or obligation. ● = Standard equipment. ○ = Optional at extra cost.

NEW MOVANO FEATURES/OPTIONS

COMFORT AND SEATING CONTINUED

	Option code	Movano	Prices including taxes (€)	
			0%	13.3%
Single front passenger’s seat ● Reach ● Backrest recline ● Height-adjustable padded head restraint – Not available with Convenience Pack option.	AE1	○	75	84
Convenience Pack ● ‘Comfort’ driver’s seat with armrest and lumbar support ● Multi-function office bench seat with folding seat back on centre passenger seat including swivelling work tray and tilt forward seat cushions with underseat storage ● Retractable A4 facia document clip ● ‘One-touch down’ facility for driver’s electrically operated window ● Bulkhead soundproofing (excluding Platform Cab) – Not available when single front passenger’s seat, front passengers’ airbag or vinyl seat trim are specified.	XiC6	○	515	584

Prices effective as of January 2020. Prices are subject to alteration without notice or obligation. ● = Standard equipment. ○ = Optional at extra cost.

NEW MOVANO FEATURES/OPTIONS

DRIVER ASSISTANCE

	Option code	Movano	Prices including taxes (€)	
			0%	13.3%
Windscreen wipers • Rain-sensitive windscreen wipers • Electric screenwash		●		
Parking assistance • Surround rear vision – Panel Van models.	5J6	○	1,050	–
• Front and rear parking distance sensors	UD5	○	375	–
• Rear-view camera • Front and rear parking distance sensors	UE5	○	575	–
• Rear parking distance sensors – Not available on Chassis/Crew/Platform Cab models or derivatives.	UD7	○	384	–
• Nearside blind spot/junction mirror located in front passenger sunvisor		●		
Cruise control, speed limiter and multi–function trip computer • Cruise control • Trip odometer • Vehicle range based on remaining fuel • Average speed • Average fuel economy • Instantaneous fuel economy • Driving time	K34	○	293	332
Speed limiter – These are factory-fitted speed limiters that cannot be adjusted by driver. • Choice of three speeds: 90km/h/100km/h/110km/h	KYJ (90km/h) KYK (100km/h) KYL (110km/h)	○	113	128

Prices effective as of January 2020. Prices are subject to alteration without notice or obligation. ● = Standard equipment. ○ = Optional at extra cost.

NEW MOVANO FEATURES/OPTIONS

DRIVER INFORMATION	Option code	Movano	Prices including taxes (€)	
			0%	13.3%
Instrumentation <ul style="list-style-type: none">• Speedometer • Rev counter • Digital fuel gauge with low fuel warning light• Coolant temperature gauge with warning light		●		
ECO features <ul style="list-style-type: none">• Shift-up indicator (manual models) – Indicates when to change gear for optimum fuel economy.		●		
Driver information display <ul style="list-style-type: none">• Monochrome display located in instrument cluster • Odometer • Service-due indicator• Displays trip computer data (when fitted)		●		
Central facia display <ul style="list-style-type: none">• Audio information • Digital clock with automatic RDS time adjustment • Outside air temperature with ice warning function• Additional features and location dependent on infotainment unit (see Infotainment for details)		●		
Warning indicators <ul style="list-style-type: none">• Low oil level, low brake fluid, brake pad wear, battery, fuel filter, low AdBlue® level, seatbelt warning and doors open		●		
Digital tachograph <ul style="list-style-type: none">• CANbus interface • Odometer display is changed from miles to kilometres– Important: The digital tachograph must be specified at time of ordering as it cannot be fitted retrospectively. Option price does not include calibration which must be carried out at an approved tachograph centre within 14 days of the vehicle’s registration. Please note: The legislation regarding the use of tachographs is complex and operators should seek independent advice or speak to the Commercial Vehicle specialist at your Opel Dealer to ensure compliance. Alternatively your local DVLA office will also be able to provide clarification of the relevant legislation.	TGP	○	767	871

NEW MOVANO FEATURES/OPTIONS

INFOTAINMENT	Option code	Movano	Prices including taxes (€)	
			0%	13.3%
CD 16 BT USB Onboard features: <ul style="list-style-type: none">• DAB digital radio • AM/FM stereo radio with 18-station presets • CD/MP3 CD player • High-level display • RDS with Traffic Programme • Two 15–watt speakers Media connections: <ul style="list-style-type: none">• USB connection with iPod control • Aux–in socket • Bluetooth® audio streaming (A2DP Profile) Mobile phone portal: <ul style="list-style-type: none">• Bluetooth® connectivity • Handsfree calls via steering wheel controls • Vehicle microphone• Phone book access – Contacts/last calls/missed calls etc. (features dependent on mobile phone).		●		
Multimedia Navi Pro Onboard features: <ul style="list-style-type: none">• 7-inch colour touchscreen • AM/FM stereo radio with 15 Station presets • DAB Digital radio • RDS with Traffic Programme • 20 watts per channel output• Four speakers Navigation features: <ul style="list-style-type: none">• Satellite navigation system • 3D street level mapping • European coverage • Structured or one-box destination entry • Points-of-interest search• Eco routing • Map updates via USB Media connections: <ul style="list-style-type: none">• USB connection with iPod control • Bluetooth® A2DP audio streaming (Advanced Audio Distribution Profile) Mobile phone portal: <ul style="list-style-type: none">• Bluetooth® connectivity • Handsfree calls via steering wheel controls • Vehicle microphone• Phone book access – Contacts/last calls/missed calls etc. are mirrored on the display and are easily navigated using the touchscreen (features dependent on mobile phone). Smartphone interface: <ul style="list-style-type: none">• Apple CarPlay™• Android Auto™ – Smartphone projection that allows operations via voice command, touchscreen and buttons to control apps and music playback.	1OR	○	900	1,022
Additional features <ul style="list-style-type: none">• Steering column mounted audio controls • Flexible roof-mounted aerial		●		

NEW MOVANO FEATURES/OPTIONS

LOAD ACCESS	Option code	Movano	Prices including taxes (€)	
			0%	13.3%
Nearside access Nearside side–access door: <ul style="list-style-type: none">• Nearside sliding side-access door • Unglazed – Standard on Panel Van.		●		
Nearside side–access door with fixed windows: <ul style="list-style-type: none">• Fixed window to standard nearside sliding side-access door (€365)• Fixed window to opposite offside body panel (€365)		▲	730	–
Nearside side–access door with sliding windows: <ul style="list-style-type: none">• Sliding window to standard nearside sliding side-access door (€765)• Sliding window to opposite offside body panel (€765)		▲	1,530	–
Offside access Offside side-access door: <ul style="list-style-type: none">• Offside sliding side-access door • Unglazed – Panel Van only.	BSJ	○	461	–
Offside side-access door with fixed windows: <ul style="list-style-type: none">• Fixed window to standard nearside sliding side-access door (€365)• Offside side-access door (€461)• Fixed window to offside side-access door (€365)		▲	1,191	–
Offside side-access door with sliding windows: <ul style="list-style-type: none">• Sliding window to standard nearside sliding side-access door (€765)• Offside side-access door (€461)• Sliding window to offside side-access door (€765)		▲	1,191	–

NEW MOVANO FEATURES/OPTIONS

LOAD ACCESS CONTINUED	Option code	Movano	Prices including taxes (€)	
			0%	13.3%
Rear access Rear solid doors: • Twin rear doors • 90°/180° opening		●		
• Twin rear doors • 270° opening	7U4	○	403	–
Rear glazed doors: • Glazed rear doors • 90°/180° opening	J1X	○	208	–
• Heated rear windows – Only available with glazed rear doors.	C49	○	150	–
Glazed Pack	A10	○	143	–
• Fixed window to standard nearside side-access door • Fixed window to opposite offside body panel • Rear glazed doors • Rear glazed side panels				

NEW MOVANO FEATURES/OPTIONS

LOAD RESTRAINT

	Option code	Movano	Prices including taxes (€)	
			0%	13.3%
Load anchorage <ul style="list-style-type: none">• Fixed floor-mounted load restraint lashing eyes (L2/L3 models x 8, L4 models x 10)• Nearside/offside rear door column load restraint lashing eyes		●		
Load lining <ul style="list-style-type: none">• Full-height plywood load lining• Plywood wheel arch protection– Not available with glazed side-access door(s). Only available with resin-coated plywood load floor covering.	N20	L2 ○	731	–
		L3 ○	799	–
		L4 ○	799	–
• Resin-coated plywood load floor covering – Panel Van only.	B68	L2 ○	328	–
		L3/L4 ○	328	–
Illuminated load area		●		

NEW MOVANO FEATURES/OPTIONS

EXTERIOR CONVENIENCE/STYLING	Option code	Movano	Prices including taxes (€)	
			0%	13.3%
Exterior features • Integral steps in front bumper • Laminated windscreen • Body side-protection mouldings		●		
• Front and rear mudflaps	Q8H	○	75	84
• Rear bumper with integral step – Standard on RWD/RWD DRW Panel Van models. Optional on FWD Panel Van models.	VF6	○	350	–
Windows • Electrically operated front windows		●		
Door mirrors • Foldable electrically adjustable/heated door mirrors • Wide-angle mirror on driver’s side • Integrated side–repeat indicators		●		
Extendable door mirrors (Chassis, Crew and Platform Cab) • Long arm exterior mirrors – Long arm exterior mirrors should be applied to any vehicle with an overall width of 2.17 to 2.35 metres.	DBE	○	110	–
Paint finish • Special paint – Restrictions apply, please consult your Dealer for details.		○	At extra cost	

NEW MOVANO FEATURES/OPTIONS

EXTERIOR LIGHTING

	Option code	Movano	Prices including taxes (€)	
			0%	13.3%
Standard lighting • Automatic lighting control with tunnel detection • Lights–on audible warning • Manual headlight beam levelling • Twin reversing lights • Hazard warning lights • Rear fog lights • Centre rear brake light (excluding Chassis/Crew/Platform Cab models or derivatives) • Side-repeater in exterior mirrors		●		
• Front fog lights	T3U	○	137	155
Lighting Pack	HME	○	360	408
• Front fog lights • Automatic lighting control • Rain-sensitive windscreen wipers • Door-to-door illumination				

NEW MOVANO FEATURES/OPTIONS

MECHANICAL

	Option code	Movano	Prices including taxes (€)	
			0%	13.3%
Transmission Six-speed manual gearbox: FWD models: • Transverse engine/gearbox • L2/L3 models RWD/RWD DRW models: • Longitudinal engine/gearbox • L3/L4 models		●		
Tecshift six-speed transmission: Tecshift transmission adds electronic control for both the clutch and gear selection to the standard six speed transmission. • Electronic clutch control – Tecshift automatically operates the clutch, meaning that there is no clutch pedal and the vehicle can be driven by an ‘automatic-only’ driving licence holder. • Electronic gear selection – Tecshift also controls gear selection, leaving the driver with two gear-shifting options – automatic or manual. • Automatic mode – The driver selects forward or reverse gear and Tecshift does everything else, just like an automatic gearbox. • Manual mode – The driver can change gear sequentially by pushing the lever forward (higher gear) or pulling it backwards (lower gear). • A ‘kickdown’ function – Going through two or more gears – is also possible in manual mode.		○	See price pages	
Steering • Power-assisted rack and pinion system • Turns lock-to-lock: 3.7				
Turning circles				
	Kerb-to-kerb	Wall-to-wall		
FWD/RWD/RWD DRW L2	13.6m (44.6ft.)	14.1m (46.2ft.)		
FWD L3	15.7m (51.5ft.)	16.2m (53.1ft.)		
RWD/RWD DRW L3	13.6m (44.6ft.)	14.1m (46.2ft.)		
RWD/RWD DRW L4	15.7m (51.5ft.)	16.2m (53.1ft.)		
Brakes Front ventilated disc brakes: • FWD/RWD/RWD DRW: 302mm x 28mm Rear disc brakes: • FWD/RWD: 305mm x 12mm • RWD DRW: 305mm x 18mm		●		

Prices effective as of January 2020. Prices are subject to alteration without notice or obligation. ● = Standard equipment. ○ = Optional at extra cost.

NEW MOVANO FEATURES/OPTIONS

MECHANICAL CONTINUED

	Option code	Movano	Prices including taxes (€)	
			0%	13.3%
Fuel tank <ul style="list-style-type: none">• 80 litres (17.6 gallons) capacity		●		
<ul style="list-style-type: none">• 105 litres (23.1 gallons) capacity – Not available on Core Conversions.	NH7	○	150	170
AdBlue® tank <ul style="list-style-type: none">• 26 litres (5.7 gallons) capacity		●		
Towing <ul style="list-style-type: none">• Tow bar with 13-pin electrics (does not suit trailers with LED lights) • Trailer stability programme– Unless specific exemptions apply, vehicles operated with a trailer, where the combined weight of the vehicle, trailer and payload exceeds 3500kg, require a digital tachograph. For trailers with LED lights use genuine Opel Accessory tow bars which also include trailer stability programme. VTO only available on L2 RWD HD Chassis Cab models.	VR2/VTO	○	546/600	620/–
Electrical <ul style="list-style-type: none">• 95Ah maintenance-free battery (105Ah on Tecshift models) • 185A alternator		●		
<ul style="list-style-type: none">• Second battery – Requires six-pin electrical connector. Not available with single passenger seat options.	0BC	○	560	635
CANbus interface <p>Allows the vehicle’s electrical systems to integrate with additional equipment.</p>	KC6	○	185	210
Six-pin electrical connector for conversions <p>– Standard on Dropside/Tipper.</p>	KPD	○	75	85

NEW MOVANO FEATURES/OPTIONS

MECHANICAL CONTINUED

	Option code	Movano	Prices including taxes (€)	
			0%	13.3%
Front suspension • MacPherson type • Independent double wishbones • Coil springs • Telescopic dampers		●		
Rear suspension • Tubular axle • Telescopic dampers • Variable rate leaf springs FWD models: • Single leaf springs • Single rear wheels RWD models: • Double leaf springs • Single rear wheels RWD DRW models: • Triple leaf springs • Twin rear wheels		●		
Body Conversion Pack A (Chassis and Platform Cab) • Extended wiring loom • Six-pin connector for conversions • 16-pin connector for cab-based conversions	XZCM	○	140	–
Body Conversion Pack B (Crew Cab) • Extended wiring loom • Six-pin connector for conversions	XZCN	○	–	113









Prices effective as of January 2020. Prices are subject to alteration without notice or obligation. ● = Standard equipment. ○ = Optional at extra cost.

NEW MOVANO FEATURES/OPTIONS

ADDITIONAL FEATURES

	Option code	Movano	Prices including taxes (€)	
			0%	13.3%
<p>Tipper</p> <p>Tipper assembly:</p> <ul style="list-style-type: none">• Five-stage chrome-plated underfloor ram• Sliding and internal self-lubricating components made of reinforced nylon and Teflon• Anti-vibration Teflon plates on a secondary frame <p>Tipper deck:</p> <ul style="list-style-type: none">• Steel platform, powder coated in dark grey• Integrated cabin protection and ladder rack• 400mm anodised aluminium removable side and rear alloy panels with recessed hinges• Top and bottom hinged rear panel• Recessed side and tailboard operating levers• Removable rear posts• Galvanised fixing bolts• Automatically releasing rear panel during the rear tipping phase• Frame and cross-members in edged galvanised sheet <p>Electrics:</p> <ul style="list-style-type: none">• Audible warning during operation• Fused power supply with isolator switch• Electro/hydraulic power pack• Side lights where required• Remote control on wander lead located behind driver’s seat <p>Exterior:</p> <ul style="list-style-type: none">• Rear mudflaps <p>Load restraint:</p> <ul style="list-style-type: none">• Eight integrated load lashing points conforming to DIN 75410 standards		●		
<p>Dropside</p> <p>Exterior:</p> <ul style="list-style-type: none">• Plywood load floor with non-slip resin surface coating• Integrated cabin protection and ladder rack• 400mm anodised aluminium removable side and rear alloy panels with recessed hinges• Removable rear posts• Integrated load lashing rings conforming to DIN 75410 standards• Rear mudguards• Galvanised fixing bolts• Side lights where required• Frame and cross-members in edged galvanised sheet		●		

NEW MOVANO EXTERIOR COLOURS

				Movano	Prices including taxes (€)	
					0%	13.3%
Solid		Polar White (GNV)		●		
		Signal Blue (GKX)				
Brilliant		Poppy Red (74U)		○	155	175
Two-coat		Halo Silver metallic (GKY)		○		
		Ambient Blue metallic (GKW)				

The colours reproduced may vary slightly from the actual paint colour. As a result they should be used as a guide only. Your Opel Dealer has a comprehensive display of our paint samples.
On Cab and Conversion variants the colours illustrated apply to the vehicle cab only.

Prices effective as of January 2020. Prices are subject to alteration without notice or obligation. ● = Standard equipment. ○ = Optional at extra cost.




NEW MOVANO WHEELS AND TYRES

	Option code	Movano	Prices including taxes (€)	
			0%	13.3%
FWD 3500/3900 models <ul style="list-style-type: none">• 6.5J x 16–inch steel wheels• 225/65 R 16 tyres• Full-size spare wheel• Wheel centre covers		●		
RWD 3500 models <ul style="list-style-type: none">• 7J x 16–inch steel wheels• 235/65 R 16 tyres• Full-size spare wheel• Wheel centre covers		●		
RWD DRW 3500 models <ul style="list-style-type: none">• 5.5J x 16–inch steel wheels• 195/75 R 16 tyres• Twin rear wheels• Full-size spare wheel		●		

Prices effective as of January 2020. Prices are subject to alteration without notice or obligation. ● = Standard equipment.

NEW MOVANO WHEELS AND TYRES

	Option code	Movano	Prices including taxes (€)	
			0%	13.3%
All-season tyres – Continental Vanco Four Season 2 FWD models: 225/65 R 16 RWD models: 235/65 R 16 RWD DRW models: 195/75 R 16	NRK	○	400	454
Full-diameter wheel covers – Not available on RWD DRW models.	QP9	○	100	113
Tyre inflation kit in lieu of spare wheel – Not available on RWD/RWD DRW models.	WTC	N/C	No-cost option	

Tyre Rating				
Tyre size	Fuel efficiency group	Wet grip performance	External noise	
			Measured (dB)	Group
195/75 R 16	B	B	72	
225/65 R 16	B–E	B–C	70	
235/65 R 16	C–E	B	70	

Tyre rating according to EU Regulation 1222/2009

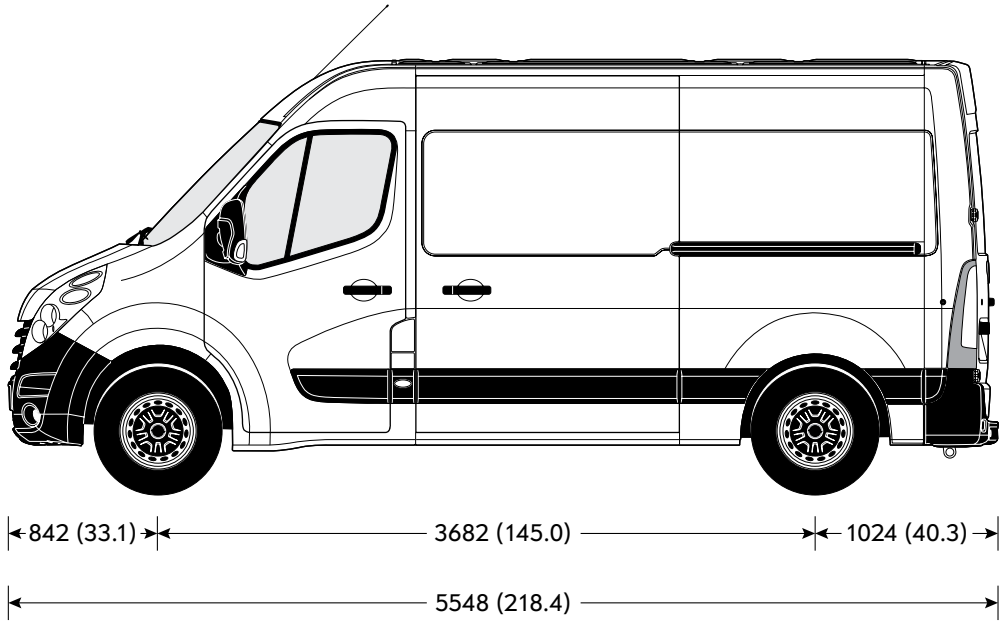
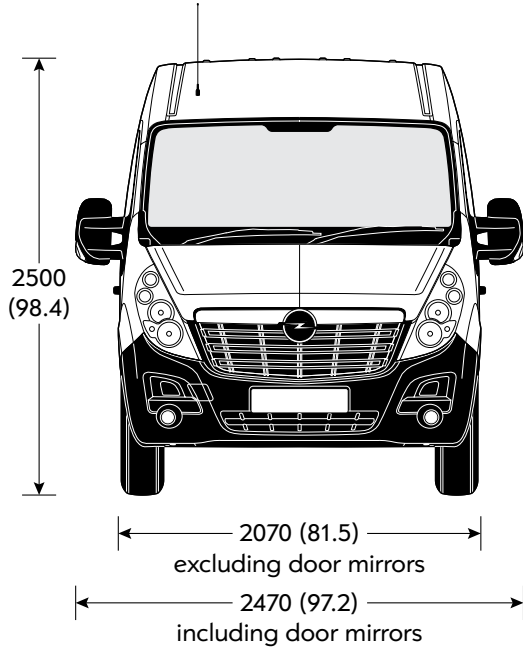
NEW MOVANO FWD PANEL VAN SPECIFICATIONS

Loadspace Dimensions	L2	L3
Maximum length	3083 (121.4)	3733 (147.0)
Maximum width	1765 (69.5)	1765 (69.5)
Width between wheel arches	1380 (54.3)	1380 (54.3)
Maximum height – H1	–	–
Maximum height – H2	1894 (74.6)	1894 (74.6)
Maximum height – H3	–	2144 (84.4)

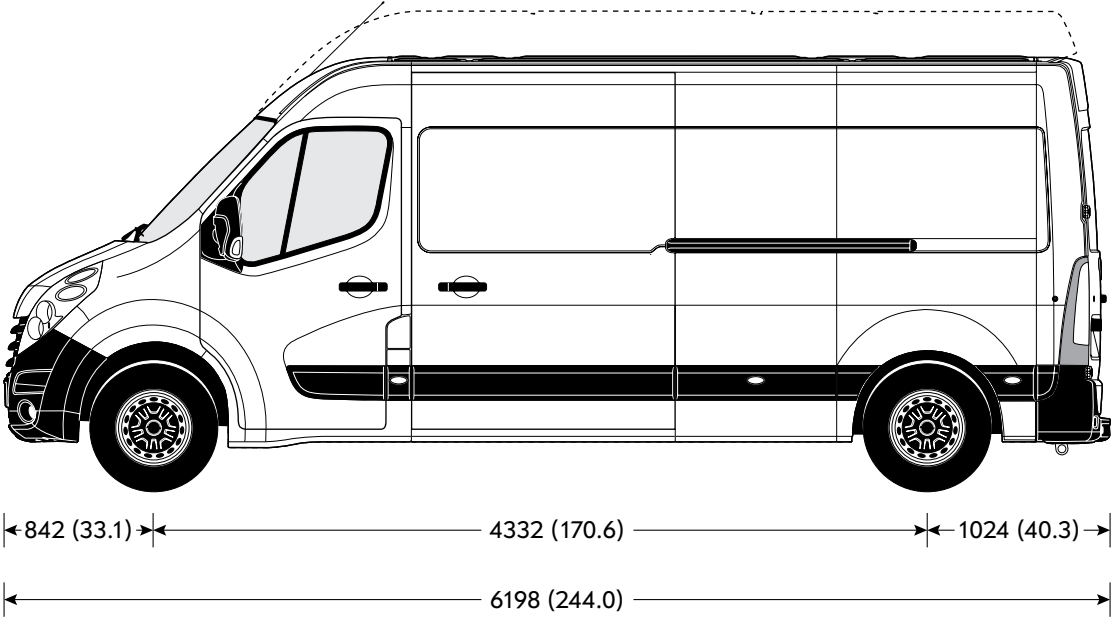
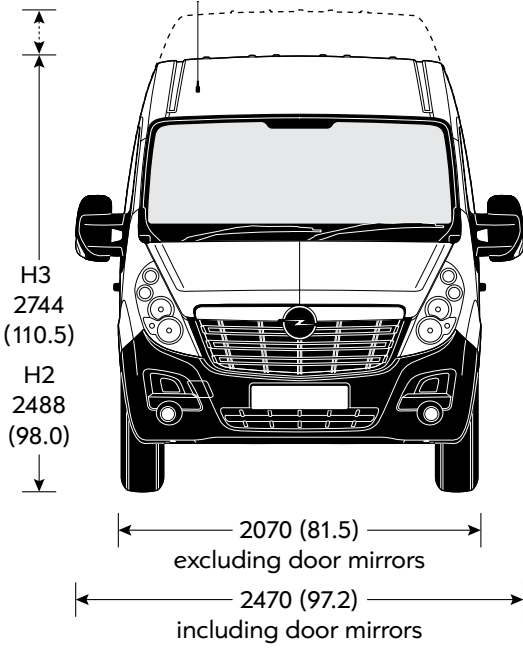
Loadspace Access		
Side door aperture height – H1	–	–
Side door aperture height – H2/H3	1780 (70.1)	1780 (70.1)
Side door aperture width	1270 (50.0)	1270 (50.0)
Rear door aperture height – H1	–	–
Rear door aperture height – H2/H3	1820 (71.7)	1820 (71.7)
Rear door aperture width	1577 (62.1)	1577 (62.1)
Loading height (unladen)	562 (22.1)	557 (21.9)

	L2 H2	L3 H2	L3 H3
Loadspace Volumes cu.m (cu.ft.)			
Panel Van – Maximum	10.8 (381)	13.0 (459)	14.8 (523)
Panel Van – VDA	9.4 (322)	11.3 (399)	–

Plated Weights and Towing Data kg							
Model		Gross Vehicle Weights (GVW)	Plated weights		Towing weights		Plated Gross Combination Weights (GCW)
			Front axle	Rear axle	Braked	Un-braked	
L2 H2 Panel Van	F3500	3500	1850	2100	2500	750	6000
L3 H2/H3 Panel Van	F3500	3500	1850	2100	2500	750	6000



L2 H2

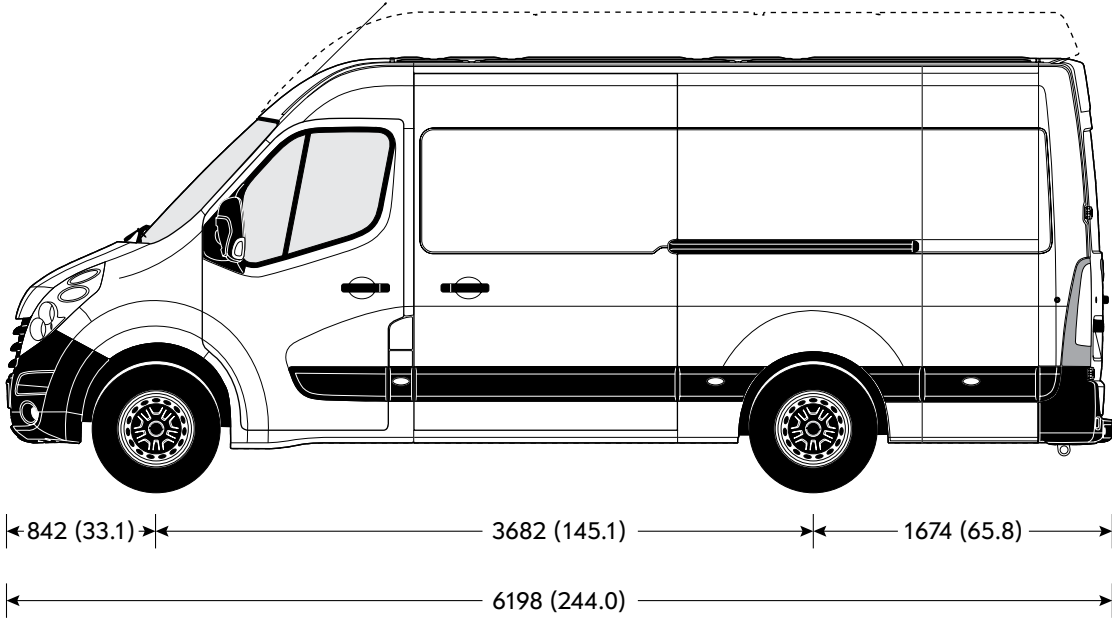
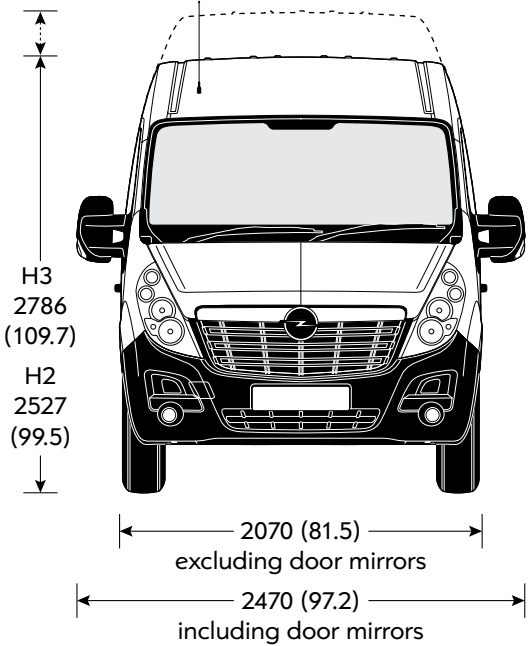


L3 H2/H3

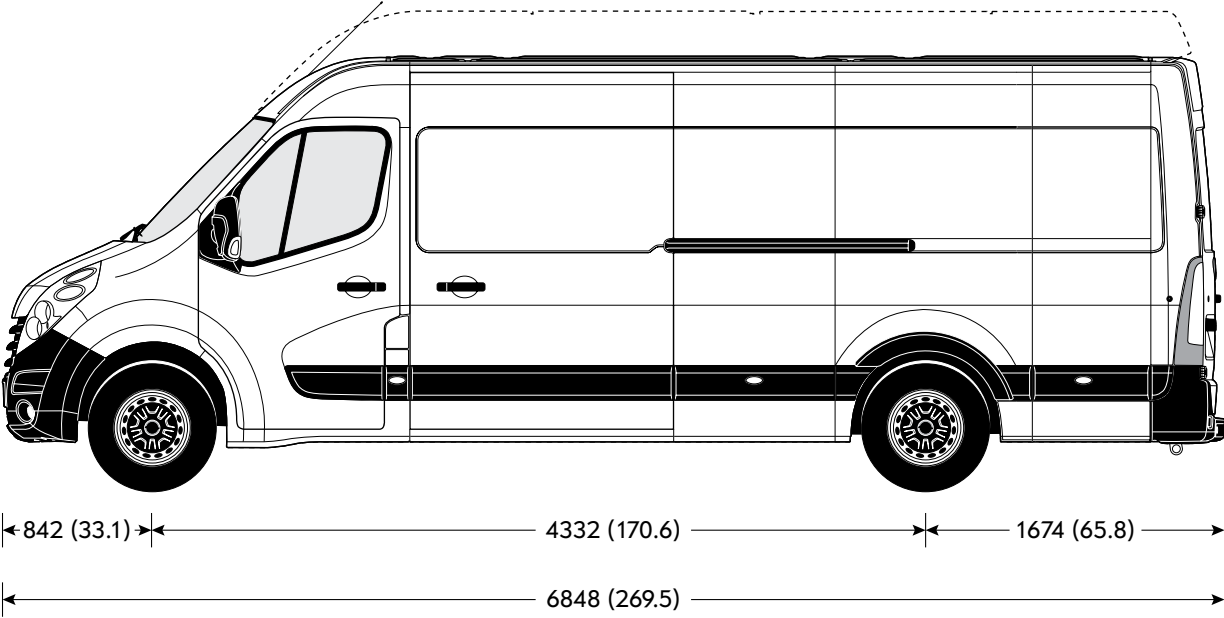
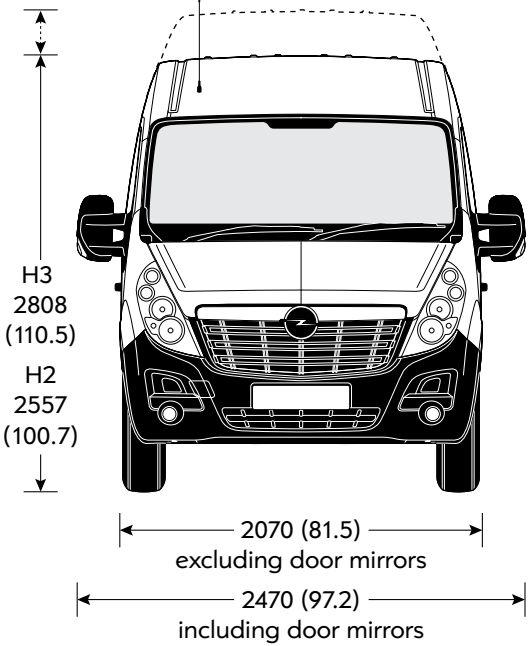
Gross plated weights (including axle weights) quoted on the vehicle plate are to UK plated weight specification and must never be exceeded. All measurements are in mm (inches) unless stated otherwise. Heights shown unladen.

NEW MOVANO RWD PANEL VAN SPECIFICATIONS

Loadspace Dimensions		L3		L4				
Maximum length		3733 (147.0)		4383 (172.6)				
Maximum width		1765 (69.5)		1765 (69.5)				
Width between wheel arches		1380 (54.3)		1380 (54.3)				
Maximum height – H2		1798 (70.8)		1798 (70.8)				
Maximum height – H3		2048 (80.6)		2048 (80.6)				
Loadspace Access								
Side door aperture height		1684 (66.3)		1684 (66.3)				
Side door aperture width		1270 (50.0)		1270 (50.0)				
Rear door aperture height		1724 (67.9)		1724 (67.9)				
Rear door aperture width		1577 (62.1)		1577 (62.1)				
Loading heights (unladen)		696 (27.4) – 724 (28.5)		717 (28.2)				
		L3 H2	L3 H3	L4 H2	L4 H3			
Loadspace Volumes cu.m (cu.ft.)								
Panel Van – Maximum		12.4 (438)	14.2 (501)	14.9 (526)	17.0 (600)			
Panel Van – VDA		10.9 (385)	12.2 (431)	12.9 (456)	14.1 (498)			
Plated Weights and Towing Data kg								
Model		Gross Vehicle Weights (GVW)	Plated weights		Towing weights		Plated Gross Combination Weights (GCW)	
			Front axle	Rear axle	Braked	Un-braked		
L3 H2/H3 Panel Van		R3500	3500	1850	2300	2500	750	6000
L4 H2/H3 Panel Van		R3500	3500	1850	2300	2500	750	6000



L3 H2/H3

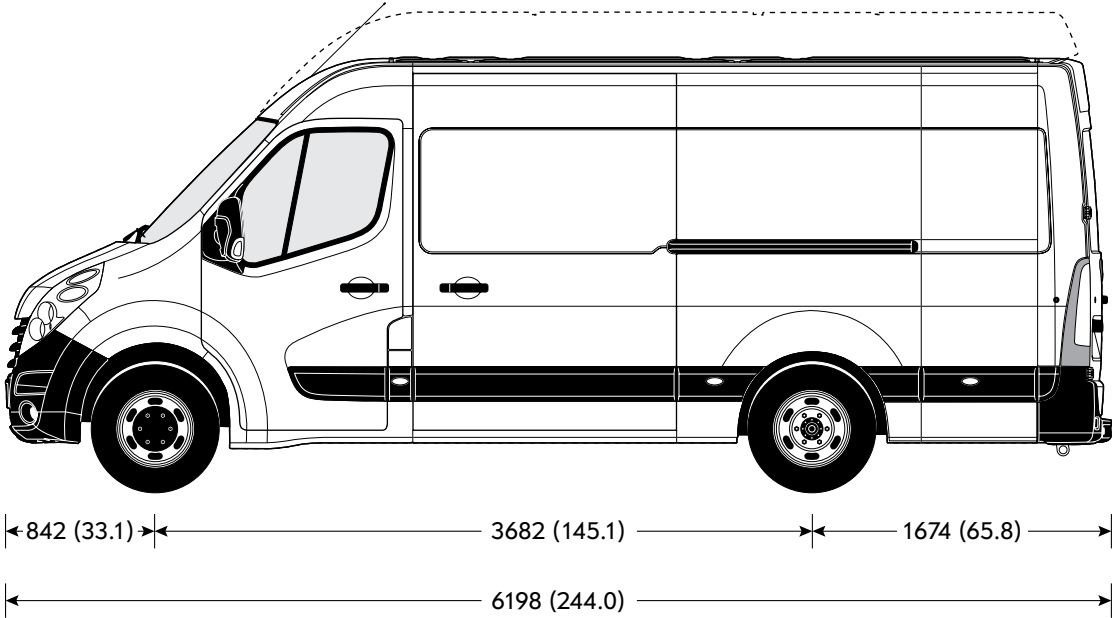
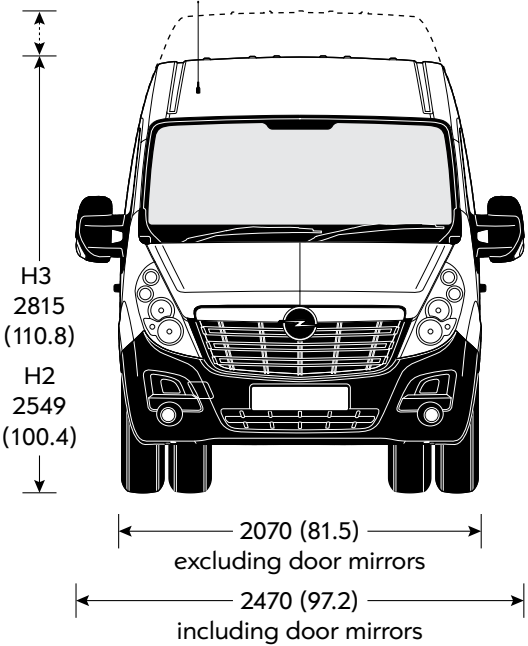


L4 H2/H3

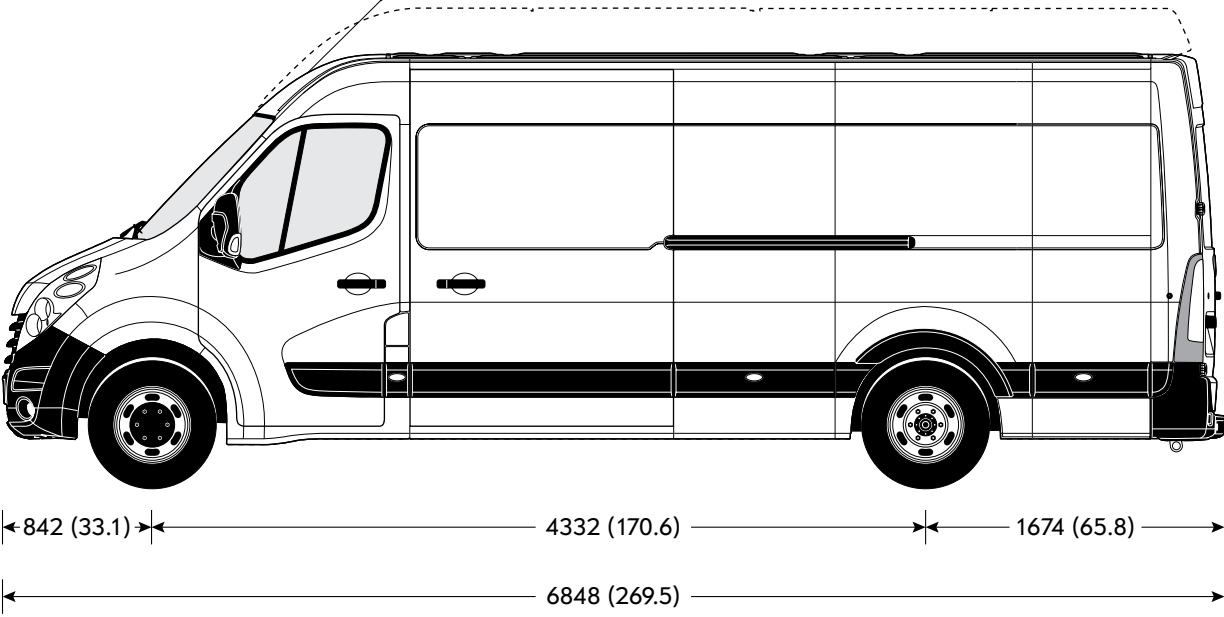
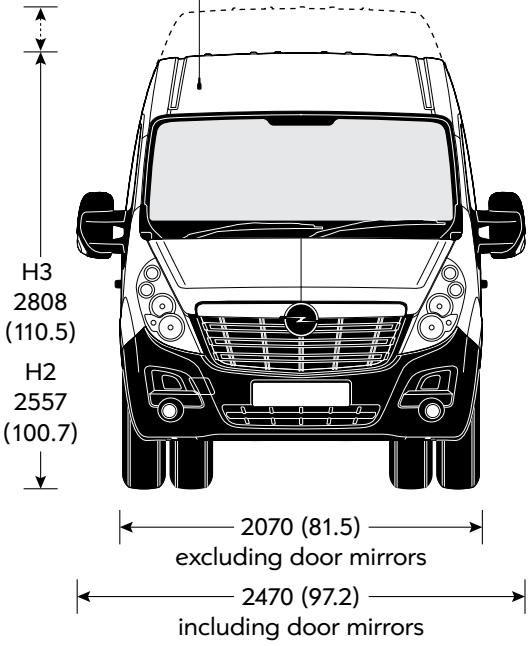
Gross plated weights (including axle weights) quoted on the vehicle plate are to UK plated weight specification and must never be exceeded.
All measurements are in mm (inches) unless stated otherwise. Heights shown unladen.

NEW MOVANO RWD DRW PANEL VAN SPECIFICATIONS

Loadspace Dimensions		L3		L4				
Maximum length		3733 (147.0)		4383 (172.6)				
Maximum width		1765 (69.5)		1765 (69.5)				
Width between wheel arches		1080 (42.5)		1080 (42.5)				
Maximum height – H2		1798 (70.8)		1798 (70.8)				
Maximum height – H3		2048 (80.6)		2048 (80.6)				
Loadspace Access								
Side door aperture height		1684 (66.3)		1684 (66.3)				
Side door aperture width		1270 (50.0)		1270 (50.0)				
Rear door aperture height		1724 (67.9)		1724 (67.9)				
Rear door aperture width		1577 (62.1)		1577 (62.1)				
Loading heights		723 (28.4) – 724 (28.5)		717 (28.2)				
		L3 H2	L3 H3	L4 H2	L4 H3			
Loadspace Volumes cu.m (cu.ft.)								
Panel Van – Maximum		12.4 (438)	14.2 (501)	14.9 (526)	17.0 (600)			
Panel Van – VDA		10.7 (378)	12.0 (424)	12.7 (448)	13.9 (491)			
Plated Weights and Towing Data kg								
Model		Gross Vehicle Weights (GVW)	Plated weights		Towing weights		Plated Gross Combination Weights (GCW)	
			Front axle	Rear axle	Braked	Un-braked		
L3 H2/H3 Panel Van		R3500 DRW	3500	1850	2800	3000	750	6500
L4 H2/H3 Panel Van		R3500 DRW	3500	1850	2800	3000	750	6500



L3 H2/H3



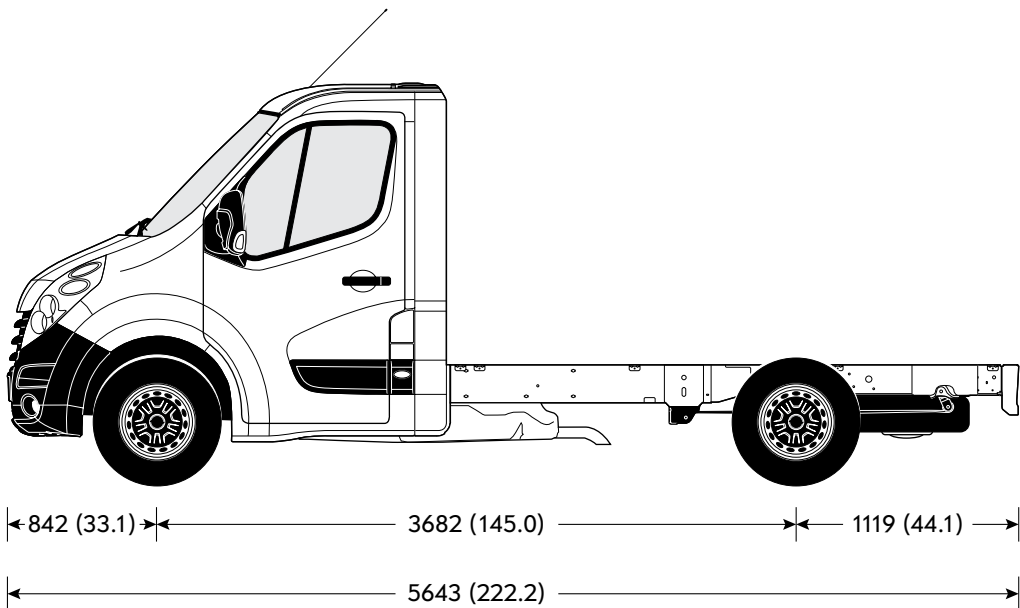
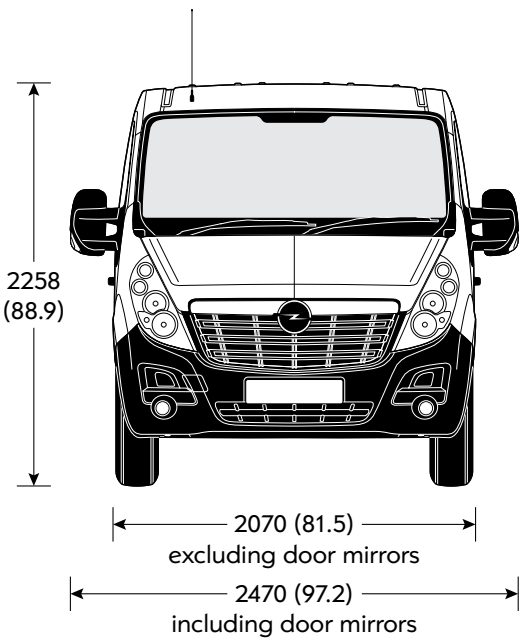
L4 H2/H3

Gross plated weights (including axle weights) quoted on the vehicle plate are to UK plated weight specification and must never be exceeded. All measurements are in mm (inches) unless stated otherwise. Heights shown unladen.

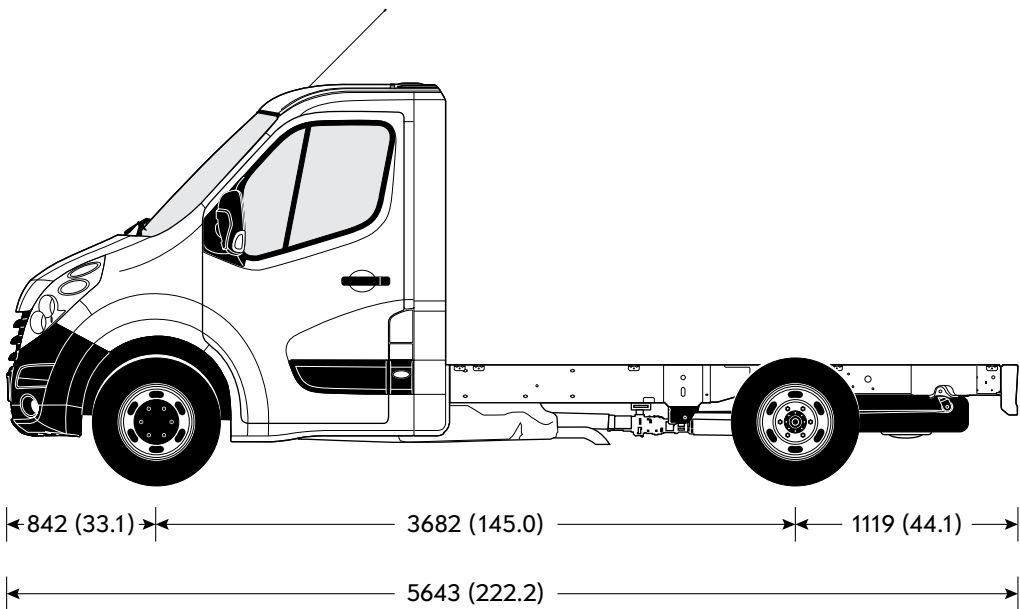
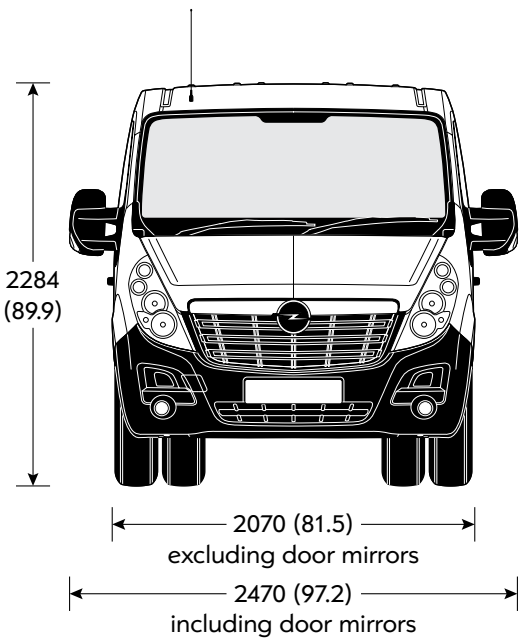
NEW MOVANO CHASSIS CAB SPECIFICATIONS

New Movano chassis cab models feature rugged box section chassis rails, featuring wide top sections with built-in mounting points. The bolted rear under-run bar provides additional in-built safety, as well as ample margins for additional bodywork while retaining outstanding payloads.

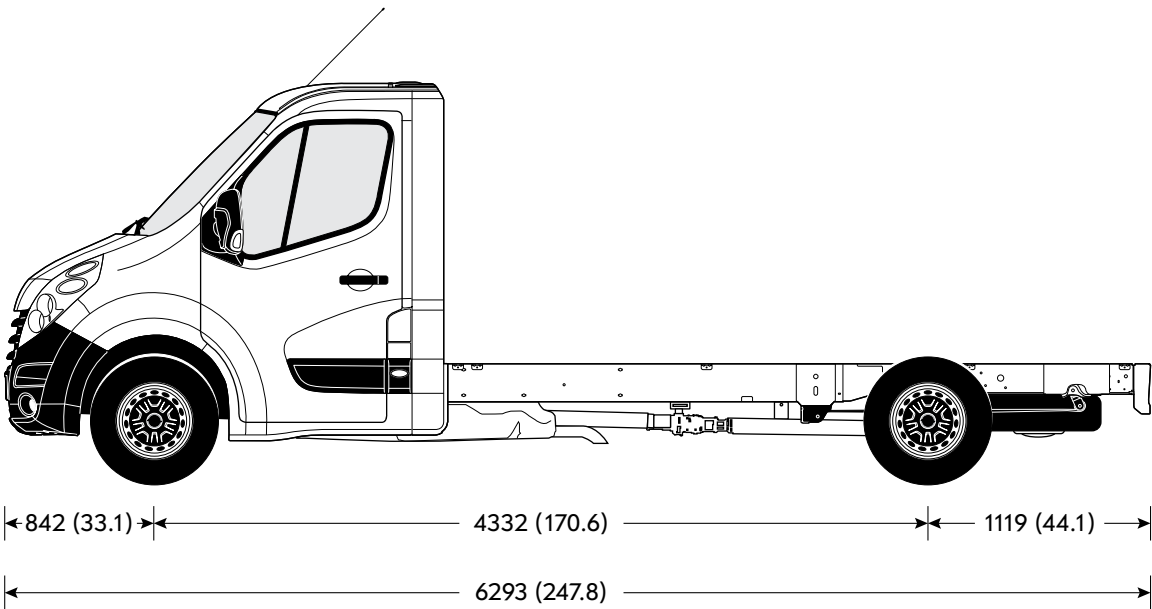
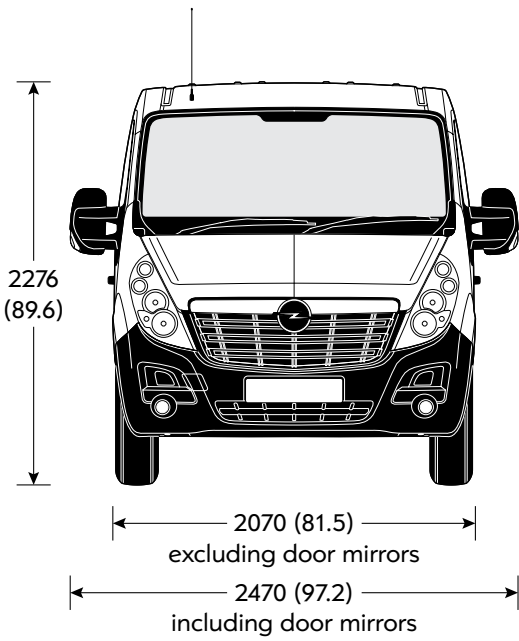
Plated Weights and Towing Data kg							
Model		Gross Vehicle Weights (GVW)	Plated weights		Towing weights		Plated Gross Combination Weights (GCW)
			Front axle	Rear axle	Braked	Un-braked	
L2 H1/L3 H1 Chassis	F3500	3500	1850	2100	2500	750	6000
	R3500	3500	1850	2300	2500	750	6000
	R3500 DRW	3500	1850	2800	3500	750	7000



L2 FWD



L2 RWD DRW



L3 RWD

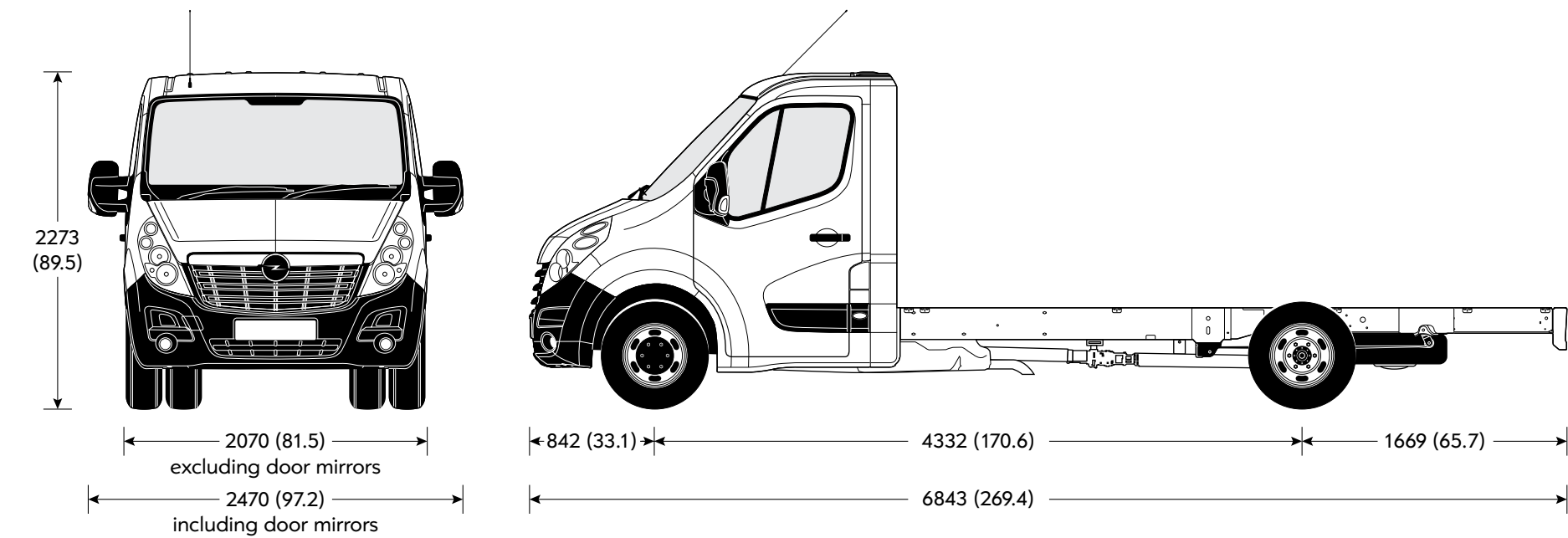
All conversions must follow ‘Opel Convertor Requirements’ including recommended dimensional data, detailed within Part 1, available at: www.converters-and-groupe-psa.com. The weight of any fitted conversion body will have to be deducted from these figures to establish actual payload and is subject to correct weight distribution. Variations from the recommended dimensions or weights may affect the vehicle’s overall centre of gravity and stability.

Gross plated weights (including axle weights) quoted on the vehicle plate are to UK plated weight specification and must never be exceeded.

All measurements are in mm (inches) unless stated otherwise. Heights shown unladen.

NEW MOVANO CHASSIS CAB SPECIFICATIONS

Plated Weights and Towing Data kg							
Model		Gross Vehicle Weights (GVW)	Plated weights		Towing weights		Plated Gross Combination Weights (GCW)
			Front axle	Rear axle	Braked	Un-braked	
L4 H1 Chassis	R3500 DRW	3500	1850	2800	3500	750	7000



L4 RWD DRW

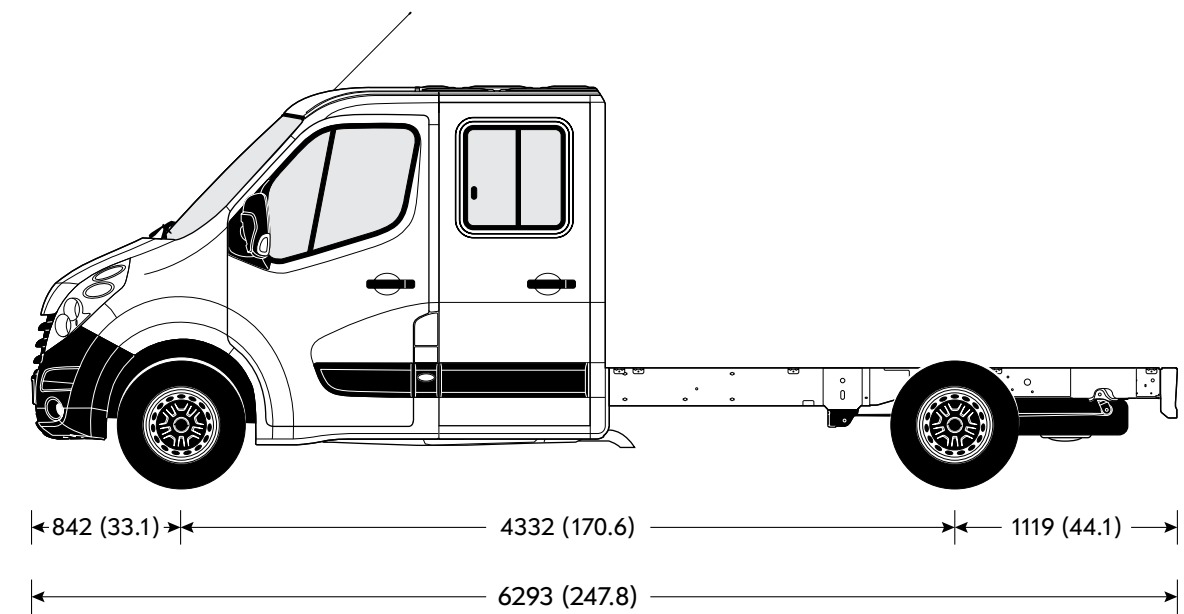
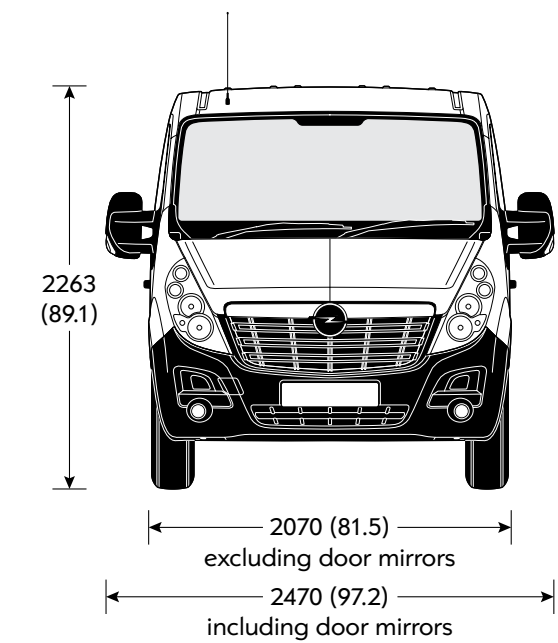
All conversions must follow ‘Opel Convertor Requirements’ including recommended dimensional data, detailed within Part 1, available at: www.converters-and-groupe-psa.com. The weight of any fitted conversion body will have to be deducted from these figures to establish actual payload and is subject to correct weight distribution. Variations from the recommended dimensions or weights may affect the vehicle’s overall centre of gravity and stability.

Gross plated weights (including axle weights) quoted on the vehicle plate are to UK plated weight specification and must never be exceeded.

All measurements are in mm (inches) unless stated otherwise. Heights shown unladen.

NEW MOVANO CHASSIS CREW CAB SPECIFICATIONS

Plated Weights and Towing Data kg							
Model		Gross Vehicle Weights (GVW)	Plated weights		Towing weights		Plated Gross Combination Weights (GCW)
			Front axle	Rear axle	Braked	Un-braked	
L3 H1 Chassis Crew Cab	F3500	3500	1850	2100	2500	750	6000



L3 FWD

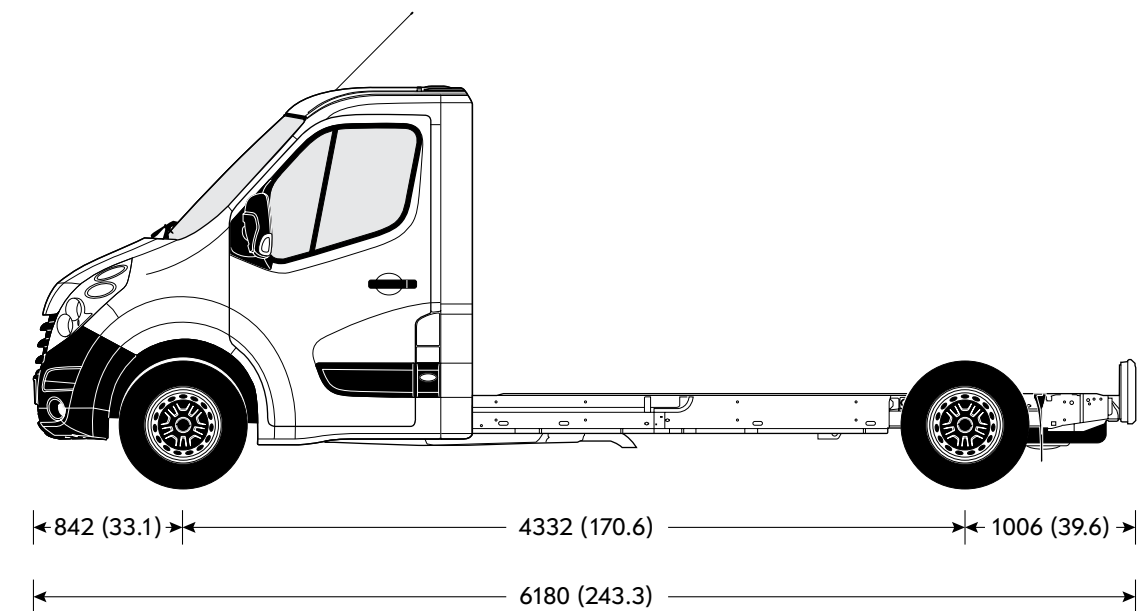
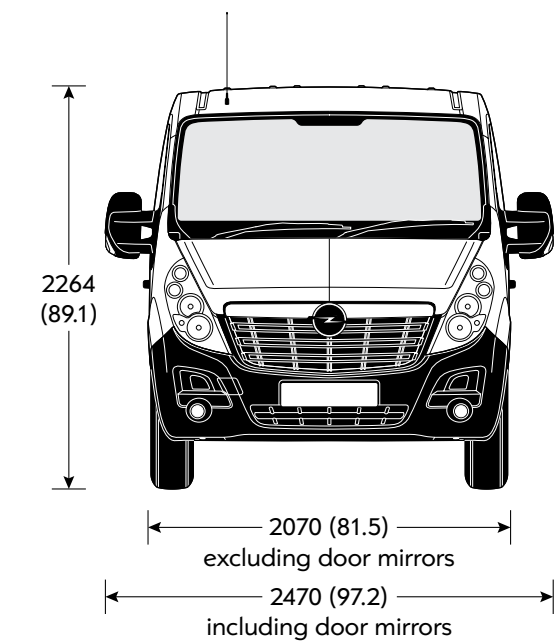
All conversions must follow ‘Opel Convertor Requirements’ including recommended dimensional data, detailed within Part 1, available at: www.converters-and-groupe-psa.com. The weight of any fitted conversion body will have to be deducted from these figures to establish actual payload and is subject to correct weight distribution. Variations from the recommended dimensions or weights may affect the vehicle’s overall centre of gravity and stability.

Gross plated weights (including axle weights) quoted on the vehicle plate are to UK plated weight specification and must never be exceeded.

All measurements are in mm (inches) unless stated otherwise. Heights shown unladen.

NEW MOVANO PLATFORM CAB SPECIFICATIONS

Plated Weights and Towing Data kg							
Model		Gross Vehicle Weights (GVW)	Plated weights		Towing weights		Plated Gross Combination Weights (GCW)
			Front axle	Rear axle	Braked	Un-braked	
L3 H1 Platform Cab	F3500	3500	1850	2100	2500	750	6000



L3 H1 FWD

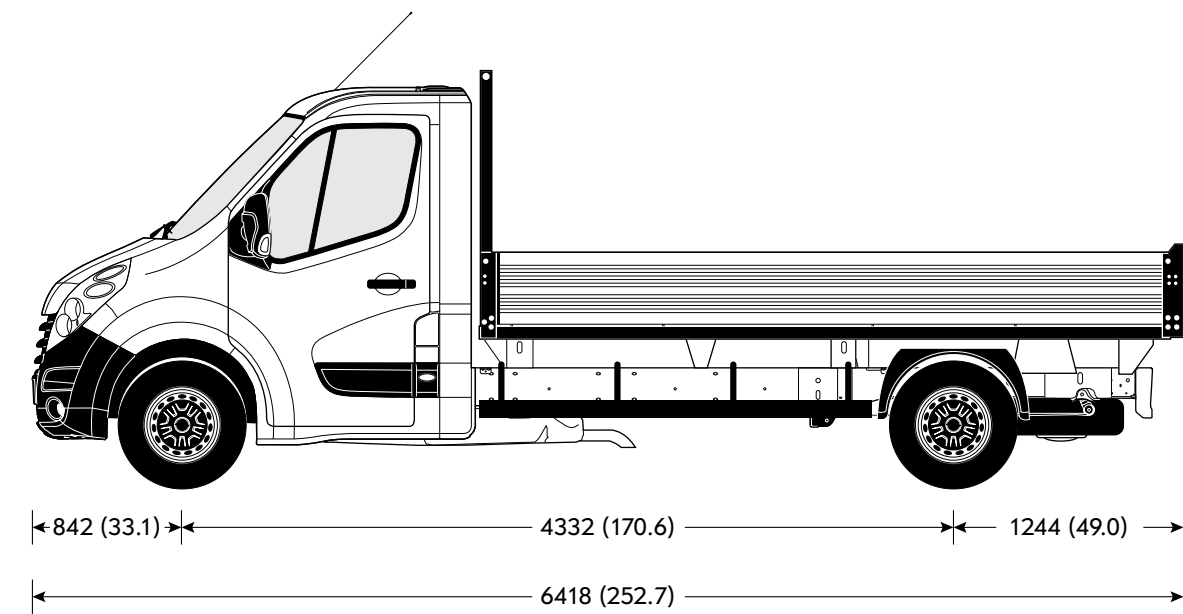
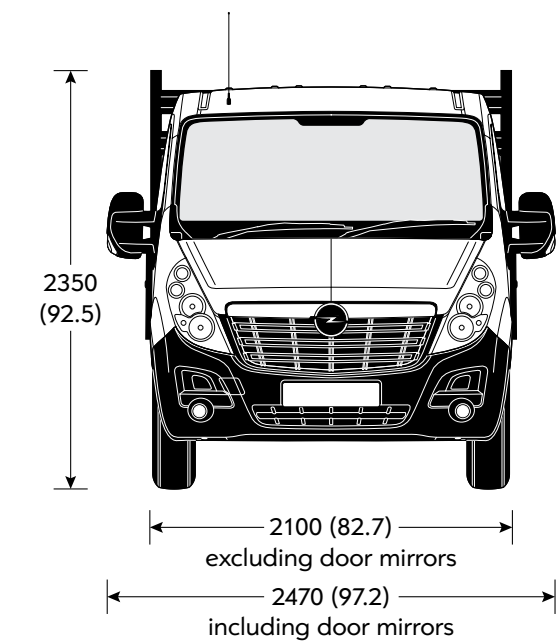
All conversions must follow ‘Opel Convertor Requirements’ including recommended dimensional data, detailed within Part 1, available at: www.converters-and-groupe-psa.com. The weight of any fitted conversion body will have to be deducted from these figures to establish actual payload and is subject to correct weight distribution. Variations from the recommended dimensions or weights may affect the vehicle’s overall centre of gravity and stability.

Gross plated weights (including axle weights) quoted on the vehicle plate are to UK plated weight specification and must never be exceeded.

All measurements are in mm (inches) unless stated otherwise. Heights shown unladen.

NEW MOVANO DROPSIDE SPECIFICATIONS

Loadspace Dimensions	L3 FWD
Maximum length	3900 (153.5)
Maximum width	2040 (80.3)
Body side height	400 (15.7)
Loading height (unladen)	1026 (40.4)
Load area sq.m (sq.ft.)	7.8 (83.9)

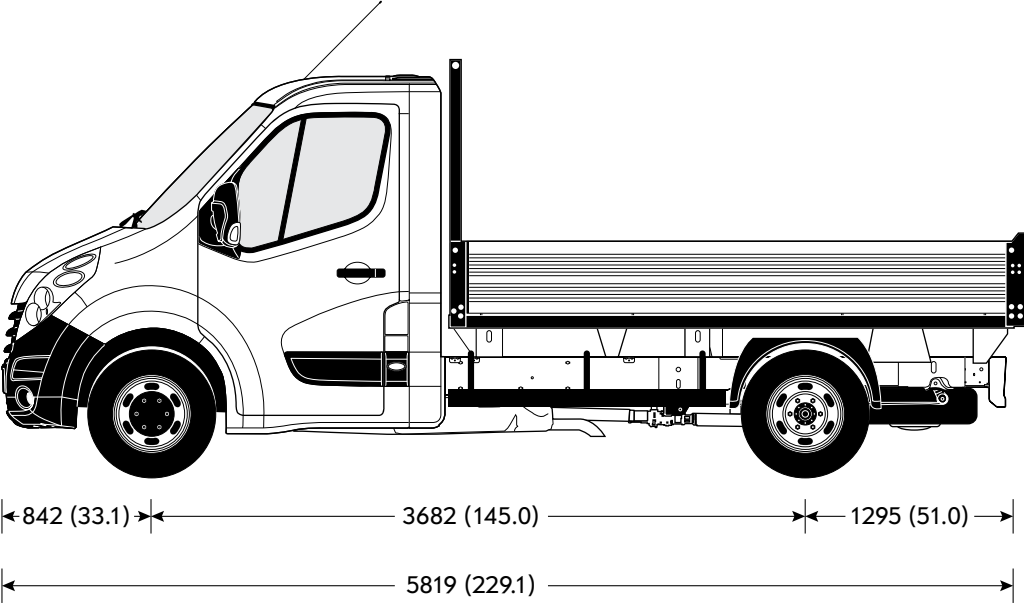
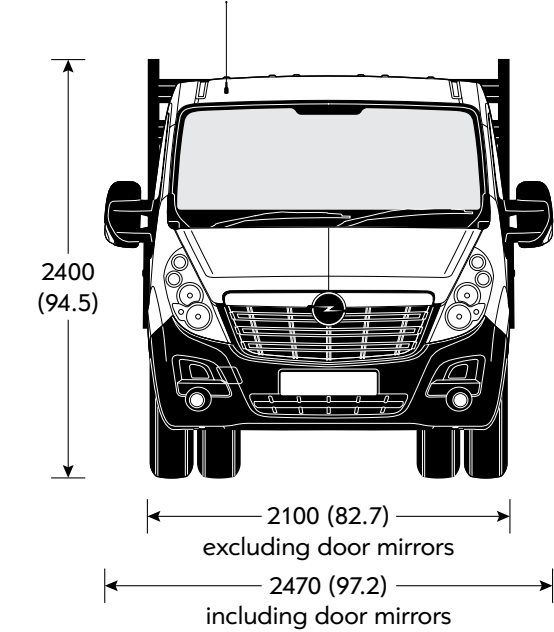


L3 FWD

All measurements are in mm (inches) unless stated otherwise. Heights shown unladen.

NEW MOVANO TIPPER SPECIFICATIONS

Loadspace Dimensions	L2 RWD DRW
Maximum length	3205 (126.2)
Maximum width	2040 (80.3)
Body side height	400 (15.7)
Loading height (unladen)	1090 (42.9)
Load area sq.m (sq.ft.)	6.5 (69.4)



L2 RWD DRW

All measurements are in mm (inches) unless stated otherwise. Heights shown unladen.

NEW MOVANO DIESEL ENGINES

Engine (Front-wheel drive models)	2.3 (135PS) Turbo D BlueInjection	2.3 (150PS) Turbo D BlueInjection with S/S	2.3 (180PS) Turbo D BlueInjection with S/S
Capacity	2298cc	2298cc	2298cc
Maximum power	135PS (99kW) @ 3500rpm	150PS (110kW) @ 3500rpm	180PS (132kW) @ 3500rpm
Maximum torque	360Nm (266 lb.ft.) @ 1600rpm	385Nm (284 lb.ft.) @ 1750rpm	400Nm (295 lb.ft.) @ 1500-2750rpm
Configuration	4 cylinders, 4 valves per cylinder, double overhead camshafts	4 cylinders, 4 valves per cylinder, double overhead camshafts	4 cylinders, 4 valves per cylinder, double overhead camshafts
Fuel/induction system	Twin variable geometry turbochargers with intercoolers. Common rail fuel injection	Twin variable geometry turbochargers with intercoolers. Common rail fuel injection	Twin variable geometry turbochargers with intercoolers. Common rail fuel injection
Emission compliance	Euro 6D TEMP	Euro 6D TEMP	Euro 6D TEMP
WLTP fuel economy range – l/100km	10.5 – 9.0	10.3 – 8.8	10.5 – 9.0
WLTP CO ₂ emission range – g/km	276 – 236	270 – 230	277 – 235
Service interval	40,000km or two years (whichever occurs sooner)	40,000km or two years (whichever occurs sooner)	40,000km or two years (whichever occurs sooner)

Engine (Rear-wheel drive models*)	2.3CDTi (130PS) Turbo D BlueInjection	2.3 (145PS) Turbo D BlueInjection with S/S	2.3 (165PS) Turbo D BlueInjection with S/S
Capacity	2298cc	2298cc	2298cc
Maximum power	130PS (96kW) @ 3500rpm	145PS (107kW) @ 3500rpm	165PS (120kW) @ 3500rpm
Maximum torque	330Nm (243 lb.ft.) @ 1500rpm	360Nm (266 lb.ft.) @ 1500rpm	380Nm (266 lb.ft.) @ 2000rpm
Configuration	4 cylinders, 4 valves per cylinder, double overhead camshafts	4 cylinders, 4 valves per cylinder, double overhead camshafts	4 cylinders, 4 valves per cylinder, double overhead camshafts
Fuel/induction system	Twin variable geometry turbochargers with intercoolers. Common rail fuel injection	Twin variable geometry turbochargers with intercoolers. Common rail fuel injection	Twin variable geometry turbochargers with intercoolers. Common rail fuel injection
Emission compliance	EuroVIId	EuroVIId	EuroVIId
Service interval	40,000km or two years (whichever occurs sooner)	40,000km or two years (whichever occurs sooner)	40,000km or two years (whichever occurs sooner)

S/S = Start/Stop. *RWD heavy-duty engines have no requirement to comply with WLTP legislation.

Vehicles with BlueInjection technology will need regular AdBlue® top-ups also between servicing requirements. An indicator integrated into the on-board computer will warn you when you need to top up. More information under www.opel.ie/adblue

In accordance with regulations R (EC) No. 715/2007 and R (EC) No. 692/2008 (in the versions respectively applicable).